

February 23, 2026

# OFFICIAL PROCEEDINGS

St. Clair County Board Meeting





## **COUNTY BOARD MEETING – February 23, 2026**

1. Invocation – Tom Holbrook, County Clerk
2. Pledge of Allegiance
3. Call to Order – Chairman Mark A. Kern
4. Roll Call by Tom Holbrook, County Clerk; Present – 23; Absent – 5  
Absent: Mr. Dinges, Mr. Meile, Mr. Mosley, Jr., Mr. Smallheer, and Mr. Tieman (The Chairman noted that Mr. Dinges, Mr. Meile, Mr. Mosley, Jr., Mr. Reeb, and Mr. Tieman are excused.)
5. Public Participation- Doug Gaines – O’Fallon - Expressed concern about using electronic voting machines and the exposure to foreign interference. He stated we should switch to paper ballots and hand counting to ensure voting accuracy and transparency.
6. Approval of Minutes of January 26, 2026 County Board Meeting  
  
Motion to Approve  
R. Wilhelm - made  
CJ Baricevic - seconded M/C - RC - Unanimous
7. Reports & Communications from the Chairman  
  
Motion to Receive and File  
K. Sharkey - made  
S. Gomric – seconded M/C - RC - Unanimous
8. Miscellaneous Reports  
  
Motion to Receive and File  
J. Coers – made  
B. Allen – seconded M/C - RC - Unanimous
9. Committee Reports
  - a. Environment Committee:
    1. Report  
  
Motion to Receive and File 9-a-1  
R. Wilhelm – made  
CJ Baricevic – seconded M/C - RC - Unanimous
    2. Ord. #26-1318 – Amending Chapter 7 of the Revised Code of Ordinances – Building Regulations, Commercial and Industrial Construction Permit Fees

Motion to Approve 9-a-2

B. Allen – made

J. Coers – seconded

M/C - RC - Unanimous

3. Ord. #26-1319 – Amending Chapter 40 of Revised Code of Ordinances – Schedule of Filing Fees

Motion to Approve 9-a-3

S. Gruberman – made

M. O'Donnell – seconded

M/C - RC - Unanimous

Mr. Cockrell said when does this go into effect. Mr. Cockrell said is it after publication. Chairman Kern said I believe so and Mr. Schneidewind knows. Mr. Schneidewind said it goes into effective after passage and publication. Chairman Kern said after passage and publication.

4. Approval of an Intergovernmental Delegation Agreement Between the Illinois Environmental Protection Agency and St. Clair County for a Joint and Cooperative Inspection Program

Motion to Approve 9-a-4

K. Easterley – made

R. Wilhelm – seconded

M/C - RC - Unanimous

b. Finance Committee:

1. Treasurer's Report of Funds Invested

Motion to Approve 9-b-1

M. Crawford – made

R. Vernier – seconded

M/C - RC - Unanimous

2. Approval of Agreement with CentralSquare to Receive Electronic Payment Services for the Building and Zoning Department

Motion to Approve 9-b-2

M. Crawford – made

CJ Baricevic – seconded

M/C - RC - Unanimous

3. Salary Claims

Motion to Approve 9-b-3

M. Crawford – made

R. Vernier – seconded

M/C - RC - Unanimous

4. Expense Claims – Claims Subcommittee

Motion to Approve 9-b-4

M. Crawford – made

L. Mosley – seconded

M/C - RC - Unanimous

c. Grants Committee:

1. Approval of Letter of Recognition to Discover Downstate Illinois Tourism for Fiscal Year 2027

Motion to Approve 9-c-1

CJ Baricevic – made

B. Allen – seconded

M/C - RC - Unanimous

2. Res. #3115-26-R – Approving a Community Development Block Grant Cooperation Agreement and/or Any Amendments and Authorizing the Chairman to Execute the Agreement and/or Any Amendments Between the City of East St. Louis, City of Belleville, and St. Clair County

Motion to Approve 9-c-2

S. Reeb – made

L. Mosley – seconded

M/C - RC - Unanimous

3. Res. #3116-26-R – Authorizing the Chairman to Accept a Grant from the Illinois Housing Development Authority’s Rental Housing Support Program Round 1 2027 Renewals, Authorizing the St. Clair County Intergovernmental Grants Department (IGD) to Administer the Rental Housing Support Program Utilizing these Funds, and Authorizing the Director of IGD to Execute Necessary Agreements with the Illinois Housing Development Authority

Motion to Approve 9-c-3

S. Reeb – made

J. Moll – seconded

M/C - RC - Unanimous

4. Res. #3117-26-R – Approving a Home Investment Partnerships (HOME) Consortium Agreement and/or Any Amendments and Authorizing the Chairman to Execute the Agreement and/or Any Amendments Between St. Clair County, the City of Belleville, and the City of East St. Louis

Motion to Approve 9-c-4

S. Reeb – made

L. Mosley – seconded

M/C - RC - Unanimous

5. Res. #3118-26-R – Proclaiming April 26 through May 2, 2026 as National Apprenticeship Week

Motion to Approve 9-c-5

S. Reeb – made

R. Wilhelm – seconded

M/C - RC - Unanimous

- d. Judiciary Committee:  
1. Ord. #26-1320 – Amending Chapter 28 of the Revised Code of Ordinances – Personnel Code  
  
Motion to Approve 9-d-1  
S. Greenwald – made  
K. Dawson – seconded M/C - RC - Unanimous
- e. Transportation Committee:  
1. Res. #3119-26-RT – Authorizing the Jurisdictional Transfer of O’Fallon Troy Road from the East of Right of Way Line of Reno Lane Easterly 1.12 Miles to the West Edge of Pavement of Scott Troy Road from the County Highway System to the O’Fallon Township Road District  
  
Motion to Approve 9-e-1  
R. Vernier – made  
K. Easterley – seconded M/C - RC - Unanimous
- f. Trustee Committee:  
1. Res. #3120-26-R – Delinquent Taxes  
  
Motion to Approve 9-f-1  
L. Mosley – made  
S. Greenwald – seconded M/C – RC – Unanimous  
  
2. Approval of Extensions  
  
Motion to Approve 9-f-2  
L. Mosley – made  
S. Greenwald – seconded M/C – RC – Unanimous
10. Grants Payroll and Expenses  
  
Motion to Receive and File  
S. Reeb - made  
R. Wilhelm - seconded M/C - RC - Unanimous
11. County Health Department Report  
  
Motion to Receive and File  
J. Coers - made  
S. Gruberman - seconded M/C - RC - Unanimous
12. Department of Revenue Report  
  
Motion to Receive and File  
CJ Baricevic – made  
B. Trentman – seconded M/C - RC - Unanimous

**13. Comments by the Chairman  
Executive Session – Pending Litigation / Workers Compensation / Personnel**

**Motion to go into executive session at 7:43 p.m.**

**J. Coers – made**

**K. Dawson – seconded**

**M/C – RC – Unanimous**

**Motion to return to regular session at 7:52 p.m.**

**CJ Baricevic – made**

**J. Moll – seconded**

**M/C – RC – Unanimous**

**Motion to approve the settlement of the workers' compensation claim filed by Joseph Watt for a date of injury of 12/16/2024, causing permanent disability to the employee's left shoulder, spleen and body as a whole causing Petitioner to suffer a 15% loss of use of the body as a whole and an amount for disputed temporary total disability benefits representing a payment of \$47,500.00. The Finance Committee has considered and recommended approval of the settlement amount. The Committee also recommended that counsel present said settlement to an Arbitrator of the Illinois Workers' Compensation Commission for judicial approval as discussed after St. Clair County Board approval. After approval of said settlement by an Arbitrator of the Illinois Workers' Compensation Commission, the Board hereby authorizes payment of the settlement to the employee through his attorney.**

**M. Crawford – made**

**CJ Baricevic – seconded**

**M/C – RC – Unanimous**

**Motion to approve the settlement of the workers' compensation claim filed by Charles Wilson for a date of injury of 4/7/2023, causing permanent disability to the employee's low back, left hip and body as a whole causing Petitioner to suffer a 22.5% loss of use of the body as a whole representing a payment of \$80,240.63. The Finance Committee has considered and recommended approval of the settlement amount. The Committee also recommended that counsel present said settlement to an Arbitrator of the Illinois Workers' Compensation Commission for judicial approval as discussed after St. Clair County Board approval. After approval of said settlement by an Arbitrator of the Illinois Workers' Compensation Commission, the Board hereby authorizes payment of the settlement to the employee through his attorney.**

**M. Crawford – made**

**J. Coers – seconded**

**M/C – RC – Unanimous**

**Motion to approve final action authorizing the execution of the Settlement Agreement and Release regarding the settlement of all claims in the matter of Tanisha Smith, et. al. v. St. Clair County, and Cahokia Heights et al., Case No. 2023LA0765. The total settlement to the Plaintiff is \$1,050,000.00 in exchange of a release of all claims. The County will contribute the balance of its self-insured retention with the remainder paid for by insurance. Cahokia Heights will pay \$50,000 in exchange for a release of the Contribution Claim.**

**M. Crawford – made**

**L. Mosley – seconded**

**M/C – RC – Unanimous**

14. Any other Pertinent Business

15. Adjournment

There being no further business, a motion was made by CJ Baricevic, seconded by S. Reeb that the Board stand adjourned until Monday, March 30, 2026, at 7:30 p.m., for the March Meeting, and to convene in the County Board Meeting Room B-564, 10 Public Square, Belleville, Illinois, when it will be the pleasure for all to attend. Motion carried unanimously.

\_\_\_\_\_  
THOMAS HOLBROOK, COUNTY CLERK AND  
EX-OFICIO CLERK OF THE COUNTY BOARD

\_\_\_\_\_  
\_\_\_\_\_  
\_\_\_\_\_  
\_\_\_\_\_

\_\_\_\_\_  
\_\_\_\_\_  
\_\_\_\_\_  
\_\_\_\_\_

JUDICIARY COMMITTEE



MARK A. KERN  
CHAIRMAN

# ST. CLAIR COUNTY BOARD

10 PUBLIC SQUARE, ROOM B-561, BELLEVILLE, ILLINOIS 62220-1623

(618) 825-2203 • FAX: (618) 825-2740

District 5  
LONNIE MOSLEY  
VICE-CHAIRMAN

## BOARD MEMBERS

District 1  
ROBERT L. ALLEN, JR.

District 2  
GW SCOTT, JR.

District 3  
ROY MOSLEY, JR.

District 4  
HARRY HOLLINGSWORTH

District 6  
MARTY T. CRAWFORD

District 7  
COURTNEY D. MOORE

District 8  
STEVEN GOMRIC

District 9  
KEN EASTERLEY

District 10  
SCOTT GREENWALD

District 11  
KENNETH G. SHARKEY

District 12  
C. RICHARD VERNIER

District 13  
STEPHEN E. REEB

District 14  
BOB TRENTMAN

District 15  
JERRY J. DINGES

District 16  
CJ BARICEVIC

District 17  
SCOTT TIEMAN

District 18  
MICHAEL O'DONNELL

District 19  
PHIL HENNING

District 20  
ED COCKRELL

District 21  
ANDY BITTLE

District 22  
SUSAN GRUBERMAN

District 23  
JANA MOLL

District 24  
KEVIN DAWSON

District 25  
RICHIE MEILE

District 26  
ROBERT WILHELM

District 27  
MATT SMALLHEER

District 28  
JOHN COERS

## COUNTY BOARD MEETING – February 23, 2026

7:30 p.m.

1. Invocation
2. Pledge of Allegiance
3. Call to Order
4. Roll Call
5. Public Participation
6. Approval of Minutes of January 26, 2026 Meeting
7. Reports & Communications from the Chairman
8. Miscellaneous Reports
9. Committee Reports
  - a. Environment Committee:
    1. Report
    2. Ord. #26-1318 – Amending Chapter 7 of the Revised Code of Ordinances – Building Regulations, Commercial and Industrial Construction Permit Fees
    3. Ord. #26-1319 – Amending Chapter 40 of Revised Code of Ordinances – Schedule of Filing Fees
    4. Approval of an Intergovernmental Delegation Agreement Between the Illinois Environmental Protection Agency and St. Clair County for a Joint and Cooperative Inspection Program
  - b. Finance Committee:
    1. Treasurer's Report of Funds Invested
    2. Approval of Agreement with CentralSquare to Receive Electronic Payment Services for the Building and Zoning Department
    3. Salary Claims
    4. Expense Claims – Claims Subcommittee
  - c. Grants Committee:
    1. Approval of Letter of Recognition to Discover Downstate Illinois Tourism for Fiscal Year 2027

2. Res. #3115-26-R – Approving a Community Development Block Grant Cooperation Agreement and/or Any Amendments and Authorizing the Chairman to Execute the Agreement and/or Any Amendments Between the City of East St. Louis, City of Belleville, and St. Clair County
3. Res. #3116 -26-R – Authorizing the Chairman to Accept a Grant from the Illinois Housing Development Authority’s Rental Housing Support Program Round 1 2027 Renewals, Authorizing the St. Clair County Intergovernmental Grants Department (IGD) to Administer the Rental Housing Support Program Utilizing these Funds, and Authorizing the Director of IGD to Execute Necessary Agreements with the Illinois Housing Development Authority
4. Res. #3117-26-R - Approving a Home Investment Partnerships (HOME) Consortium Agreement and/or Any Amendments and Authorizing the Chairman to Execute the Agreement and/or Any Amendments Between St. Clair County, the City of Belleville, and the City of East St. Louis
5. Res. #3118-26-R - Proclaiming April 26 through May 2, 2026 as National Apprenticeship Week

d. Judiciary Committee:

1. Ord. #26-1320 – Amending Chapter 28 of the Revised Code of Ordinances – Personnel Code

e. Transportation Committee:

1. Res. #3119-26-RT – Authorizing the Jurisdictional Transfer of O’Fallon Troy Road from the East of Right of Way Line of Reno Lane Easterly 1.12 Miles to the West Edge of Pavement of Scott Troy Road from the County Highway System to the O’Fallon Township Road District

f. Trustee Committee:

1. Res. #3120-26-R - Delinquent Taxes
2. Approval of Extensions

10. Grants Payroll and Expenses
11. County Health Department Report
12. Department of Revenue Report
13. Comments by the Chairman
  - a. Executive Session – Pending Litigation / Workers Compensation
14. Any other Pertinent Business
15. Adjournment

February 23, 2026

Honorable Mark A. Kern, Chairman  
St. Clair County Board  
#10 Public Square, Room B-561  
Belleville, IL 62220

County Board Members:

We, the Judiciary Committee, wish to report that the Minutes from the January 26, 2026 County Board meeting have been entered on record.

The Committee has checked the minutes and recommend they be approved by this Honorable Body.

Respectfully submitted,

JUDICIARY COMMITTEE  
St. Clair County Board

**TO:** ST. CLAIR COUNTY BOARD

**FROM:** MARK A. KERN, Chairman  
ST. CLAIR COUNTY BOARD

**SUBJ:** Miscellaneous Reports

**DATE:** February 23, 2026

The following routine informational reports are by various department heads for you to receive and to have placed on file by voice vote; no other action being necessary:

**Juvenile Detention Center**

The population from January 7, 2026 to February 6, 2026 consisted of 421 juveniles: 387 boys and 34 girls. The report of same will be placed on file in the County Board office.

**County Jail**

The Jailer reports that prisoners from the period of January 21, 2026 through February 17, 2026 are an average of 416 prisoners per day. The report of same will be placed on file in the County Board office.

**This Miscellaneous Report will become a part of the County Board Meeting Minutes.**



# St. Clair County Juvenile Detention Center

**GREGORY F. NORKUS**  
**DIRECTOR**

COURT SERVICES AND PROBATION DEPARTMENT  
20TH JUDICIAL CIRCUIT

9006 Lebanon Rd.  
Belleville, IL 62223-1503  
Phone: (618) 397.0766  
Fax: (618) 397.5284

**LAWRENCE BRAZIL**  
SUPERINTENDENT

**LISA K. BRENNAN-FLEMING**  
ASSISTANT SUPERINTENDENT

February 12, 2026

Public Safety Committee  
St. Clair County Building  
10 Public Square  
Belleville, IL. 62220

Dear Committee Members,

Please be advised, as indicated by my Population Report, that we did not exceed the D.O.C. rate capacity of 38 for the reporting period of January 07, 2026 through February 06, 2026.

If you have any questions about this matter, please contact me.

Sincerely,

Lawrence Brazil  
Superintendent

Population Report  
January 07, 2026 - February 06, 2026

	<b>Boys</b>	<b>Girls</b>	<b>Daily Totals</b>	<b>31 days</b>
01/07/26	12	2	14	
01/08/26	12	2	14	
01/09/26	12	2	14	
01/10/26	12	2	14	
01/11/26	12	2	14	
01/12/26	10	2	12	
01/13/26	11	2	13	
01/14/26	13	1	14	
01/15/26	14	1	15	
01/16/26	13	1	14	
01/17/26	14	1	15	
01/18/26	14	1	15	
01/19/26	13	1	14	
01/20/26	13	1	14	
01/21/26	12	1	13	
01/22/26	12	1	13	
01/23/26	14	1	15	
01/24/26	15	1	16	
01/25/26	14	1	15	
01/26/26	14	1	15	
01/27/26	14	1	15	
01/28/26	14	1	15	
01/29/26	14	1	15	
01/30/26	13	1	14	
01/31/26	12	1	13	
02/01/26	12	1	13	
02/02/26	12	1	13	
02/03/26	11	0	11	
02/04/26	10	0	10	
02/05/26	10	0	10	
02/06/26	9	0	9	
<b>Totals</b>	<b>387</b>	<b>34</b>		
<b>Grand Totals</b>			<b>421</b>	



St. Clair County Sheriff Department  
 ST. CLAIR COUNTY, ILLINOIS  
 JAIL MANAGEMENT INFORMATION SYSTEM  
 As of Wednesday February 18, 2026 at 07:56 AM

## Daily Peak Population Report

For Period Beginning on Wednesday January 21, 2026 Through Tuesday February 17, 2026

Date	Population	Over/Under	Status
Wednesday, January 21, 2026	404	14	Under Capacity
Thursday, January 22, 2026	400	18	Under Capacity
Friday, January 23, 2026	400	18	Under Capacity
Saturday, January 24, 2026	399	19	Under Capacity
Sunday, January 25, 2026	397	21	Under Capacity
Monday, January 26, 2026	402	16	Under Capacity
Tuesday, January 27, 2026	407	11	Under Capacity
Wednesday, January 28, 2026	415	3	Under Capacity
Thursday, January 29, 2026	416	2	Under Capacity
Friday, January 30, 2026	421	-3	Over Capacity
Saturday, January 31, 2026	403	15	Under Capacity
Sunday, February 01, 2026	417	1	Under Capacity
Monday, February 02, 2026	438	-20	Over Capacity
Tuesday, February 03, 2026	432	-14	Over Capacity
Wednesday, February 04, 2026	430	-12	Over Capacity
Thursday, February 05, 2026	423	-5	Over Capacity
Friday, February 06, 2026	422	-4	Over Capacity
Saturday, February 07, 2026	418	0	At Capacity
Sunday, February 08, 2026	421	-3	Over Capacity
Monday, February 09, 2026	424	-6	Over Capacity
Tuesday, February 10, 2026	419	-1	Over Capacity
Wednesday, February 11, 2026	418	0	At Capacity
Thursday, February 12, 2026	411	7	Under Capacity
Friday, February 13, 2026	430	-12	Over Capacity
Saturday, February 14, 2026	411	7	Under Capacity
Sunday, February 15, 2026	420	-2	Over Capacity
Monday, February 16, 2026	418	0	At Capacity
Tuesday, February 17, 2026	431	-13	Over Capacity

**Current Capacity :** 418  
**Avg. Daily Population :** 416  
**Days in Reporting Period :** 28



# JANUARY 2026 FEE REPORT

Payment Date Range 01/01/26 - 01/31/26  
Summary Listing

Payment Code	Payment Category	Default Bank Account	Number of Transactions	Total Amount Collected
	Zoning - Zoning & Mapping			
ZB100	AZC-APP Zoning Compliance Permit	BOE-Investment Pool	37	1,110.00
ZB100-4	Plan Review Commercial	BOE-Investment Pool	1	100.00
ZB101	Commercial & Industrial Permit	BOE-Investment Pool	1	423.56
ZB102	Demolition permit	BOE-Investment Pool	1	100.00
ZB103-1	Electrical Permit 1 Insp	BOE-Investment Pool	12	900.00
ZB104-2	Garage/Pole Barn Addition Permit	BOE-Investment Pool	3	525.00
ZB104-5	Pole Barn Permit	BOE-Investment Pool	1	175.00
ZB105-1	Deck Permit	BOE-Investment Pool	3	375.00
ZB105-2	Carport Permit	BOE-Investment Pool	2	250.00
ZB108	Reinspection fee - new constr	BOE-Investment Pool	17	1,275.00
ZB109-1	B/P Renewal	BOE-Investment Pool	2	275.00
ZB110	Res Additions Permit	BOE-Investment Pool	1	300.00
ZB112-1	Sign Permit <100 sq ft	BOE-Investment Pool	1	75.00
ZB115-1	Swimming Pool Permit-In Ground	BOE-Investment Pool	2	400.00
ZB117	Solar Energy System-Residential	BOE-Investment Pool	21	5,375.00
ZCB103	B/P Village of Freeburg	BOE-Investment Pool	2	533.50
ZCB106	B/P Village of Millstadt	BOE-Investment Pool	2	338.50
ZCB109	B/P Village of Smithton	BOE-Investment Pool	4	919.00
ZCO102	OCC Village of Millstadt	BOE-Investment Pool	6	650.00
ZH100	ABV-Area/bulk Variance	BOE-Investment Pool	5	1,500.00
ZH101	Planning Development	BOE-Investment Pool	1	1,000.00
ZH102	Special Use Permit	BOE-Investment Pool	1	500.00
ZO100	OCC Multi-family	BOE-Investment Pool	16	1,200.00
ZO101	OCC Single Family	BOE-Investment Pool	40	5,000.00
ZO102	OCC Manuf/Mobile Home Insp	BOE-Investment Pool	4	400.00
ZO103	Reinspection Fee-Occupancy	BOE-Investment Pool	18	900.00
ZO104	Certification of Occupancy	BOE-Investment Pool	45	1,575.00
ZO105	Certification of Occupancy-Mod	BOE-Investment Pool	2	50.00
ZO106-1	Occupancy Duplex Inspections	BOE-Investment Pool	13	1,300.00
ZO106-2	Occupancy Condominium Inspection	BOE-Investment Pool	2	200.00
ZVE100	Village Electrical 1 Inspection	BOE-Investment Pool	4	300.00
ZVE101	Village Electrical 2 Inspection	BOE-Investment Pool	2	200.00
Payment Category Zoning - Zoning & Mapping Totals			272	\$28,224.56
Grand Totals			272	\$28,224.56

Value of Construction on which permits were issued for January, 2026: \$4,967,268.34  
Total Fee Report for the month of January, 2025: \$37,056.80

**ORDINANCE NO. 26-1318**

**AN ORDINANCE AMENDING CHAPTER 7 (“BUILDING REGULATIONS”),  
DIVISION IX - FEES, SECTION 7-1-50 (“COMMERCIAL AND INDUSTRIAL  
CONSTRUCTION PERMIT FEES”) OF THE REVISED CODE OF  
ORDINANCES OF ST. CLAIR COUNTY, ILLINOIS**

**WHEREAS**, Chapter 7, Division IX, Section 7-1-50 of The Revised Code of Ordinances of St. Clair County, Illinois contains a permit fee schedule for the construction of commercial and industrial projects in unincorporated St. Clair County, Illinois, and such schedule can be periodically amended by the County Board from time to time pursuant to Section 1-1-3 of the County Code; and

**WHEREAS**, the County Board of St. Clair County, Illinois desires to amend Section 7-1-50 of Division IX, Chapter 7 to include certain fees specifically pertaining to commercial solar energy facilities, commercial wind energy facilities and energy storage facilities, and finds such amendments to be in the best interests of County to adopt.

**BE IT ORDAINED BY THE COUNTY BOARD OF ST. CLAIR COUNTY, ILLINOIS THAT:**

**SECTION I: AMENDMENT.** Section 7-1-50 (Commercial and Industrial Construction Permit Fees) of Division IX, Chapter 7, of The Revised Code of Ordinances of St. Clair County, Illinois, is hereby AMENDED to read as follows:

**SEE ATTACHMENT - “A”**

**SECTION II: INCONSISTENT ORDINANCES REPEALED.** All Ordinances or parts of other Ordinances in conflict with the provisions of this Ordinance shall, to the extent of the conflict, be, and are hereby repealed, provided that nothing herein shall in any way excuse or prevent prosecution of any previous existing violation of any Ordinance superseded hereby.

**SECTION III: SAVING CLAUSE.** Nothing in this Ordinance hereby adopted shall be construed to affect any suit or proceeding pending in any court, or any rights acquired, or liability incurred, or any cause or causes of action acquired or existing, under any act or Ordinance hereby repealed by this Ordinance, nor shall any just or legal right or remedy of any character be lost, impaired or affected by the Ordinance.

**SECTION IV: PASSAGE, PUBLICATION & EFFECTIVE DATE.** This Ordinance shall take full effect after its passage and shall remain in effect and operation until lawfully repealed or superseded by the St. Clair County Board. The passage of this Ordinance shall be filed with the Clerk of St. Clair County on the date of Approval and Adoption, with publication of its passage by the County Clerk as provided by law.

**APPROVED AND ADOPTED** at this regular meeting of the County Board of St. Clair County, in the State of Illinois, on this 23<sup>rd</sup> day of February 2026.

ATTEST

*Thomas Holbrook*  
THOMAS HOLBROOK  
ST. CLAIR COUNTY CLERK

*Mark Kern*

MARK KERN  
ST. CLAIR COUNTY CHAIRMAN

REVIEWED BY:

State's Attorney's Office

*[Signature]*  
Director of Administration



*[Signature]*  
*[Signature]*  
*[Signature]*  
*[Signature]*  
*[Signature]*

ENVIRONMENT COMMITTEE

*[Signature]*  
*[Signature]*  
*[Signature]*  
*[Signature]*

JUDICIARY COMMITTEE

*[Signature]*  
*[Signature]*  
*[Signature]*  
*[Signature]*  
*[Signature]*  
*[Signature]*  
*[Signature]*

FINANCE COMMITTEE

7-1-50 Commercial And Industrial Construction Permit Fees.

**COMMERCIAL AND INDUSTRIAL PERMIT FEE SCHEDULE**

**[Amendments in italics and deletions in strikethroughs.]**

\*\*\*\*

**[Fee schedule purposefully omitted for spacing purposes only.]**

A. The fee for a building permit and inspection of commercial and industrial construction shall be determined by applying the table ~~7-1-47~~ of fee rates *as set forth in the schedule contained in this section* to the total estimated cost of construction, as determined heretofore, *however, excepting therefrom permits for the following: commercial solar energy facilities, commercial wind energy facilities and energy storage facilities.* Permit processing, plan review and inspection charges are included in the fee rate shown.

B. The standard permit fee, plan review fee and inspection fee are all included in the aforementioned fees. Fees for any "additional inspection"\* required including inspections for compliance with approved development or site plans or fees for any "extra inspection"\*\* that may be required are not shown here and shall be added to the total payment fee at the rate of One Hundred Dollars (\$100.00) per each inspection, *excepting therefrom any "additional inspection" or "extra inspection" required for a commercial solar energy facility, commercial wind energy facility and energy storage facility. (Ord. No. 03-787; 04-28-03)*

C. *The fee for a building permit for the construction of a commercial solar energy facility or commercial wind energy facility shall be determined as follows: \$5,000.00 for each megawatt of nameplate capacity for such a facility, with a maximum fee of \$75,000.00 for each building permit. A separate building permit shall be required for each special use permit granted irrespective of the facility being owned, constructed, or developed by the same person or entity. Any "additional inspection"\* required including but not limited to inspections for compliance with approved development or site plans, building, electrical or plumbing, or for any "extra inspection"\*\* that may be required shall be charged at the rate of Five Hundred Dollars (\$500.00) per each inspection.*

D. *The fee for a building permit for the construction of an energy storage facility shall be determined as follows: \$5,000.00 for each megawatt of nameplate capacity of the energy storage system/facility, with a fee not to exceed \$50,000.00 for each building permit. A separate building permit shall be required for each special use permit granted irrespective of the facility being owned, constructed, or developed by the same person or entity. Any "additional inspection"\* required including but not limited to inspections for compliance with approved development or site plans, building, electrical or plumbing, or fees for any "extra inspection"\*\* that may be required shall be charged at the rate of Five Hundred Dollars (\$500.00) per each inspection.*

\*\*\*\*

\*An "additional inspection" is defined as an inspection, which is required as a result of unusual or complicated construction.

\*\*An "extra inspection" is defined as an inspection which is made as a result of non-compliance, not ready, lock out, etc.

**ORDINANCE NO. 26-1319**

**AN ORDINANCE AMENDING THE “SCHEDULE OF FILING FEES” CONTAINED IN CHAPTER 40 OF THE REVISED CODE OF ORDINANCES OF ST. CLAIR COUNTY**

**WHEREAS**, Chapter 40, of The Revised Code of Ordinances of St. Clair County contains a “SCHEDULE OF FILING FEES” found at page 40-209, and such schedule can be periodically amended by the County Board from time to time pursuant to 40-11-19; and

**WHEREAS**, the County Board of St. Clair County, Illinois desires to amend the “SCHEDULE OF FILING FEES” and finds such amendments to be in the best interests of County to adopt.

**BE IT ORDAINED BY THE COUNTY BOARD OF ST. CLAIR COUNTY, ILLINOIS THAT:**

**SECTION I: AMENDMENT.** Chapter 40, of The Revised Code of Ordinances of St. Clair County contains a “SCHEDULE OF FILING FEES” found at page 40-209, such schedule of fees is hereby AMENDED to read as follows:

**SEE ATTACHMENT - “A”**

**SECTION II: INCONSISTENT ORDINANCES REPEALED.** All Ordinances or parts of other Ordinances in conflict with the provisions of this Ordinance shall, to the extent of the conflict, be, and are hereby repealed, provided that nothing herein shall in any way excuse or prevent prosecution of any previous existing violation of any Ordinance superseded hereby.

**SECTION III: SAVING CLAUSE.** Nothing in this Ordinance hereby adopted shall be construed to affect any suit or proceeding pending in any court, or any rights acquired, or liability incurred, or any cause or causes of action acquired or existing, under any act or Ordinance hereby repealed by this Ordinance, nor shall any just or legal right or remedy of any character be lost, impaired or affected by the Ordinance.

**SECTION IV: PASSAGE, PUBLICATION & EFFECTIVE DATE.** This Ordinance shall take full effect after its passage and shall remain in effect and operation until lawfully repealed or superseded by the St. Clair County Board. The passage of this Ordinance shall be filed with the Clerk of St. Clair County on the date of Approval and Adoption, with publication of its passage by the County Clerk as provided by law.

**APPROVED AND ADOPTED** at this regular meeting of the County Board of St. Clair County, in the State of Illinois, on this 23<sup>rd</sup> day of February 2026.

ATTEST

THOMAS HOLBROOK  
ST. CLAIR COUNTY CLERK



REVIEWED BY:

State's Attorney's Office

Director of Administration

MARK KERN  
ST. CLAIR COUNTY CHAIRMAN

*John L. ...*  
*W. Dennis*  
*Paul H. ...*  
*K. S. ...*  
*Marty C. ...*

*Marty C. ...*  
*Richard ...*  
*Mosley*  
*...*  
*...*

ENVIRONMENT COMMITTEE

*...*  
*Michael ...*  
*...*  
*...*

FINANCE COMMITTEE

JUDICIARY COMMITTEE

ATTACHMENT – “A”

CHAPTER 40 – ZONING CODE

SCHEDULE OF FILING FEES

\*\*\*\*Amendments in italics and deletions in strikethroughs\*\*\*\*

Application fees shall be paid at the time application is submitted and accepted by the Zoning Administrator and his/her authorized representative. *Note all matters that require publication and certified mailing, the cost/expense of such will be billed separately and are not part of the below fees.*

- |     |   |  |
|-----|---|--|
| 1.  | Application for Zoning Compliance:  | \$30.00  |
| 2.  | <del>Zoning Certificate of Zoning Compliance Letter:</del>  | \$30.00  |
| 3.  | <i>Temporary Use, Structure or Facility Permit less than 60 days:</i>   | \$100.00   |
| 4.  | <i>Temporary Use, Structure or Facility Permit 60 days or more:</i>   | \$250.00   |
| 5.  | Notice of Appeal:   | <del>\$50.00</del> \$500.00*   |
| 6.  | Area/Bulk Variance:   | <del>\$300.00</del> \$400.00   |
| 7.  | Special Use Permit, <i>other than</i> for a Planned Building Development, and not requiring a Site Plan Review: | \$500.00   |
| 8.  | Special Use Permit for a Planned Building Development or otherwise requiring a Site Plan Review:                | \$1,000.00   |
| 9.  | <i>Special Use Permit for a Commercial Solar Energy Facility or Commercial Wind Energy Facility:</i>            | <i>\$5,000.00 per each megawatt of nameplate capacity of the energy facility, with a maximum fee of \$125,000.00 per Special Use Permit. **Additional reimbursable expenses see below.</i> |
| 10. | <i>Special Use Permit for an Energy Storage System:</i>   | <i>\$5,000.00 per each megawatt of nameplate capacity of the energy storage system, or \$50,000.00 per Special Use Permit, whichever amount is lesser.</i>                                 |
| 11. | <i>Map Zoning Amendment (Rezoning):</i>   | <del>\$500.00</del><br><i>\$500.00 up to 5 acres;<br/>\$600.00 over 5 acres to 15 acres;<br/>\$700.00 over 15 acres to 25 acres;</i>   |

		\$800.00 over 25 acres to 80 acres;
		\$900.00 over 80 acres to 100 acres;
		\$1,000.00 for over 100 acres, plus \$6.00 per acre over 100 acres.
12.	Text Amendment	\$750.00
13.	Renewal of Any Special Permit	<del>\$25.00</del> \$50.00
14.	EcoCAT Information Report	Set by IDNR***
15.	EcoCAT Consultant Report	Set by IDNR***
16.	<del>Yard Sale Permit</del>	<del>\$10.00</del>

**ALL FEES ARE NON-REFUNDABLE**

*\*The fee does not include the cost and expense of court reporter services, such will be borne solely by the applicant seeking the appeal, and one electronic copy of the complete transcribed record of the appeal hearing shall be provided to the St. Clair County Zoning Administrator by the applicant at no cost to St. Clair County.*

*\*\*Additional Reimbursable Expenses: The Applicant shall also be responsible to for the following expenses incurred by St. Clair County in processing a special use permit application, including but not limited to: publication costs; court reporter fees and costs; and County consultant fees and expenses (including but not limited to attorney and engineering fees and expenses associated with reviewing the application, site plans, vegetative maintenance plan, decommission plan and estimate, financial assurance documents, and other materials submitted with the application, and such consultant fees and expenses incurred in hearing the special use application before the St. Clair County Zoning Board of Appeals).*

*\*\*\*These fees are set by statute, administrative regulation, and/or other legal authority of the State of Illinois, and are subject to change by the Illinois Department of Natural Resources in their implementation of 20 ILCS 805/805-555, 17 Ill. Adm. Code 4020.240(e), and other statutory and administrative regulations. These fees are collected by the Illinois Department of Natural Resources, and can be reviewed or confirmed through that State Agency's website at: <http://dnr.illinois.gov/EcoPublic>, or by contacting the Agency at [dnr.ecocat@illinois.gov](mailto:dnr.ecocat@illinois.gov)*

---

**INTERGOVERNMENTAL DELEGATION AGREEMENT**

**BETWEEN THE ILLINOIS ENVIRONMENTAL PROTECTION  
AGENCY AND THE COUNTY OF ST. CLAIR, ILLINOIS**

---

**A JOINT AND COOPERATIVE INSPECTION PROGRAM**

---

This Intergovernmental Delegation Agreement (“Agreement” or “Delegation Agreement”) is entered into this 1st day of July, 2026, between the County of St. Clair, Illinois (the “County”), and the Illinois Environmental Protection Agency (“Illinois EPA” or the “Agency”) (collectively, the “Parties”).

**I. AUTHORITY**

The Illinois EPA is an agency established in the executive branch of State government, having the duty and authority, *inter alia*, to conduct a program of continuing surveillance and of regular or periodic inspection of sites and to investigate violations of the Illinois Environmental Protection Act (415 ILCS 5/1, *et seq.*) (“Act”), and regulations adopted thereunder (“regulations”).

The County is a unit of local government organized and existing under the laws of Illinois. The St. Clair County Health Department (the “Department”), a department or agency established within or in addition to the County government, shall implement this Delegation Agreement for and on behalf of the County.

Section 30 of the Act (415 ILCS 5/30) provides:

“The Agency shall cause investigations to be made upon the request of the Board or upon receipt of information concerning an alleged violation of this Act, any rule or regulation adopted under this Act, any permit or term or condition of a permit, or any Board order, and may cause to be made such other investigations as it shall deem advisable.”

Article VII, Section 10, Constitution of the State of Illinois, 1970, provides in part:

“Units of local government . . . may contract . . . with the State . . . to obtain or share services and to exercise, combine, or transfer any power or function, in any manner not prohibited by law or ordinance. . . .”

Section 5 of the Intergovernmental Cooperation Act (5 ILCS 220/5) provides:

“Any one or more public agencies may contract with any one or more other public agencies to perform any governmental service, activity or undertaking or to combine, transfer, or exercise any powers, functions, privileges, or authority which any of the public

agencies entering into the contract is authorized by law to perform, provided that such contract shall be approved by the governing bodies of each party to the contract and except where specifically and expressly prohibited by law. Such contract shall set forth fully the purposes, powers, rights, objectives and responsibilities of the contracting parties."

Section 2 of the Intergovernmental Cooperation Act (5 ILCS 220/2) defines "public agency" to include any unit of local government as defined in the Illinois Constitution of 1970, the State of Illinois, and any agency of the State. The County is a unit of local government, as defined in the Illinois Constitution of 1970, and Illinois EPA is an agency of the State.

Section 4(r) of the Act (415 ILCS 5/4(r)) provides:

"The Agency may enter into written delegation agreements with any unit of local government under which it may delegate all or portions of its inspecting, investigating and enforcement functions. Such delegation agreements shall require that work performed thereunder be in accordance with Agency criteria and subject to Agency review."

Section 22.15(h) of the Act (415 ILCS 5/22.15(h)) states that the Agency is authorized to provide financial assistance to units of local government for the performance of inspecting, investigating, and enforcement activities pursuant to Section 4(r) of the Act at nonhazardous solid waste disposal sites.

Section 55.6(c) of the Act (415 ILCS 5/55.6(c)) states, in part, that the Agency is authorized to provide financial assistance to units of local government for the performance of inspection, investigation, and enforcement activities pursuant to Section 4(r) of the Act at used and waste tire sites.

The Illinois EPA hereby delegates the site inspection authority, as set forth by the terms and conditions of this Delegation Agreement, to the County. All inspecting functions, not specifically delegated in this Delegation Agreement, are retained by the Illinois EPA. Other than to the Department, the County shall not sub-delegate the functions and duties delegated herein to any other local government agency or political subdivision without the prior written approval of the Illinois EPA. Site(s) owned or operated, in whole or in part, by the County, or any political subdivision of the County, are expressly excluded from the delegation of authority in this Delegation Agreement.

## **II. PURPOSE**

The purpose of this Delegation Agreement is to satisfactorily act on public concerns for human health and the environment and agree upon a mutually cooperative program for inspecting sites in the County, for sharing information obtained regarding solid waste management in the County, and for follow-up activity in situations where violations of

environmental laws are detected, the results of which may result in the issuance of a Violation Notice or Administrative Citation.

### III. DEFINITIONS

As used herein, the terms within this Delegation Agreement shall be defined in the Act, unless otherwise defined below.

As used herein, the term "*site(s)*" means any location, place, tract of land, and facilities, including but not limited to, buildings and improvements used for purposes subject to regulation or control by this Act or regulations thereunder. This term does not refer to sites or those portions of a site that manage "hazardous waste," as defined under state and federal law or site(s) owned or operated, in whole or in part, by the County or any political subdivision of the County.

As used herein, the term "*inspection*" includes, but is not limited to, physical inspection, collection and analysis of air, soil, water, and waste samples, photographing or videotaping sites, facilities or activity, review and copying of any documents, photographs, videotape or other record keeping, and any other information gathering activity.

### IV. RESPONSIBILITIES OF THE COUNTY

#### A. INSPECTION

Pursuant to this Delegation Agreement, the County, through the Department, shall have certain authority to act on behalf of the Illinois EPA, as specified herein, to inspect sites and issue Violation Notices under the Act and regulations adopted thereunder. The County shall inspect sites as well as enforce applicable provisions of the Act and regulations. The County understands that any reports, other pertinent data, and any other written material submitted to the Illinois EPA or received by the County from the Illinois EPA may be subject to public access, inspection, and photocopying pursuant to the Illinois EPA's responsibilities under Section 7 of the Act (415 ILCS 5/7) and the Freedom of Information Act (5 ILCS 140/1 *et seq.*) as set forth in Section VII below in more detail.

The County shall conduct its inspection program in accordance with this Agreement and the requirements of the Act and its promulgated regulations. Before any employee of the County inspects a site pursuant to this Delegation Agreement, such employee must be certified by the Illinois EPA as to their qualifications for the purposes of conducting inspections. The County's employee certification shall be accomplished by such employee taking a training course given by Illinois EPA personnel designed to educate its first County employee or employee(s) as to all aspects of proper inspection, sample collection, and an understanding of the applicable statutes and regulations. The County employee(s) shall demonstrate competency for certification within forty-five (45) calendar days following the successful completion of such training course before they may become a certified inspector. A certified inspector may offer a similar training course, approved by the Illinois EPA, to other County employee(s) so that they may obtain certification

through the County. The Illinois EPA shall certify the other County employee(s) as an inspector within forty-five (45) calendar days following the successful completion of such training course after demonstrating competency to the Regional Manager and after notice of completion of the approved training course has been provided to the Illinois EPA.

## B. ENFORCEMENT

The Illinois EPA recognizes that the State's Attorney in the County has certain independent enforcement authority pursuant to Title XII of the Act. This Delegation Agreement is not intended to affect or alter such independent enforcement authority. Accordingly, the Illinois EPA and County agree that the State's Attorney may bring actions for violations pursuant to Section 42(e) of the Act in the name of the people of the State of Illinois. However, in electing to enter into this Delegation Agreement, the County agrees that it will conduct site inspections pursuant to the terms and conditions of the Delegation Agreement. When the County refers a matter for formal enforcement pursuant to the Delegation Agreement, the case will be prosecuted either through the available channels utilized by the Illinois EPA for cases developed by Illinois EPA personnel or through the State's Attorney's Office. If the State's Attorney's Office declines to prosecute a case, the delegated County shall work with the Illinois EPA Regional Office to refer the case through the channels used by the Illinois EPA.

The Illinois EPA reserves, and shall have sole authority over and responsibility for, review and approval of any remedial action settled upon through negotiation or as presented to a court or the Illinois Pollution Control Board except for remedial actions involving the removal and proper disposal of open-dumped or open-burned solid waste requiring only incidental soil, groundwater or surface water removal, or disturbance. The purpose and intent of Illinois EPA review and approval for remedial actions is to utilize the technical expertise of the Illinois EPA and to maintain the legislative intent set forth in the Act to establish a unified, statewide program to restore, protect, and enhance the quality of the environment.

The County agrees to notify the Illinois EPA Regional Office of any formal enforcement action (e.g., local ordinance violations) it initiates, the purpose being to avoid duplication of efforts and to avoid independent or mutually inconsistent formal enforcement proceedings. Additionally, the County and the Illinois EPA agree that, upon request, each will provide the other with information regarding any and all enforcement action(s) concerning sites within the County. The County and Illinois EPA will cooperate with one another in relation to any enforcement actions brought by either party pursuant to the Act and/or regulations. The County and the Illinois EPA shall cooperate in enforcement matters including the matter of regularly scheduled meetings. The Parties will hold these meetings when a referral for formal enforcement is considered; when considering issuance of an Administrative Citation (in agreement); when the facility fails to respond to a Violation Notice or Notice of Intent to Pursue Legal Action (in agreement); and when a Compliance Commitment Agreement is considered for approvals and/or rejection.

The County agrees that its employee(s) shall cooperate fully and completely with the Illinois EPA, including, but not limited to, offering testimony in any enforcement matter instituted against a site in the County.

**V. RESPONSIBILITIES OF THE ILLINOIS EPA**

In order to promote the operational aspects of this Delegation Agreement, personnel from the Illinois EPA may accompany inspectors on joint inspections within its municipal jurisdiction. Such joint inspections may also serve to provide County personnel with additional background information and inspection skills with respect to such sites.

If the Illinois EPA initiates a formal enforcement action, the Illinois EPA agrees to notify the County of any such action, with the purpose being to avoid duplication of efforts and to avoid independent or inconsistent formal enforcement proceedings. If a duplicative action exists, the Illinois EPA may decide to take over such enforcement action. In the event a conflict arises between enforcement or remedy, the Illinois EPA retains ultimate primacy of the issue.

The Illinois EPA agrees that its employee(s) shall cooperate, review reports and provide guidance and recommendations for improved quality, respond to questions, and offer testimony in any enforcement matter instituted against a site in the County that is within the scope of this Delegation Agreement. Nothing in this Delegation Agreement shall limit the Illinois EPA from exercising its statutory and regulatory discretion regarding inspection, investigation, or enforcement matters.

**VI. BUREAU OF LAND PERMITS, VARIANCES AND ADJUSTED STANDARDS**

The issuance of site permits, variances, and adjusted standards required by the Act and regulations shall remain the sole discretion and responsibility of the Illinois EPA, and Illinois Pollution Control Board, respectively.

**VII. RECORDS AND AUDITS**

A. The Illinois EPA shall forward to the County copies of all applications for site permits and/or supplemental permits, variances, and adjusted standards as they are received for sites in the County. The Illinois EPA shall also forward to the County copies of every final permit decision and any Board -issued regulatory relief decision. The County shall ensure that all records, including but not limited to, books, documents, reports, data, other evidentiary material, and records reflecting costs incurred by the County in accordance with this Agreement, are maintained using accounting procedures and practices that conform to generally accepted accounting principles to properly account for the receipt and disposition of all financial assistance received hereunder. The County shall ensure that records are preserved and made available for inspection, auditing, and copying as provided in Subsection VII. D. below:

- 1) For a minimum of three (3) calendar years following the County's receipt of final payment of financial assistance from the Illinois EPA hereunder;
- 2) For documents relating to disputes and/or appeals, litigation, or the settlement of claims arising out of the services or activities provided by the County hereunder, or costs and expenses of services for which exception has been taken by the Illinois EPA or any of its duly authorized representatives, until three (3) calendar years after disposition of such appeals, litigation, claims, or exceptions, or for the three (3) calendar years specified in subsection (A)(1) above, whichever is longer; and
- 3) For such longer period required by applicable statute or regulation, including but not limited to, the Local Records Act (50 ILCS 205/1 *et seq.*).

B. The Parties acknowledge and agree that this Delegation Agreement, the payment of financial assistance, requests for payments and supporting documentation, and all other records, reports, data, and/or other written material (including but not limited to electronic data, records, and communications) relative thereto that have been prepared by or for, or having been or being used by, received by, in the possession of, or under the control of, the Illinois EPA or the County may be subject to inspection and copying pursuant to the Freedom of Information Act (5 ILCS 140/1 *et seq.*). Such records, data, and files of the Illinois EPA may also be subject to inspection and copying pursuant to Section 7 of the Act (415 ILCS 5/7).

C. The Parties shall comply with the provisions of Sections 7 and 7.1 of the Act, 2 Ill. Adm. Code 1828.202, and other applicable law relating to the non-disclosure of any confidential information under this Delegation Agreement. In addition, the Parties shall comply with Part 130 of the Illinois Pollution Control Board regulations (35 Ill. Adm. Code Part 130) and other applicable law regarding trade secret information hereunder.

D. The Illinois EPA, the Illinois Auditor General, the Illinois Executive Inspector General, the Illinois Attorney General, and their respective officers, officials, employees, and authorized representatives and agents shall have the right to inspect and audit any books, records, or papers relating to the financial assistance provided hereunder and the expenditure of said funds.

## **VIII. HOLD HARMLESS, INDEMNIFICATION AND INSURANCE**

### **A. HOLD HARMLESS AND INDEMNIFICATION**

To the fullest extent permitted by law, the County hereby agrees to assume the risk, responsibility, and liability for any and all loss or damage to property owned by the County, the Illinois EPA, or third persons, and any injury to or death of any persons (including employees of the County) caused by, arising out of, or occurring in connection with, the execution of any services or other work, contract, or subcontract arising out of this Agreement, and the County

shall indemnify, save harmless, and defend the State of Illinois and the Illinois EPA (and their respective officials, officers, employees, and authorized representatives) from all claims for any such loss, damage, injury, or death, except to the extent such claim, loss, damage, injury, or death is attributable to the negligent or willful and wanton conduct of an official, officer, employee, or authorized representative of the County. The County shall also require that any and all contractors, subcontractors, consultants, and other parties engaged by the County shall agree in writing that they shall look solely to the County for performance of such contract or satisfaction of any and all claims arising thereunder.

## B. INSURANCE

Throughout the duration of this Agreement and any extensions thereof, the County shall maintain the types of insurance coverages in not less than the amounts of coverages set forth below:

- 1) Commercial general liability ("CGL") insurance with a limit of not less than \$1,000,000 each occurrence (combined single limit bodily injury and property damage). If the CGL insurance contains an aggregate limit, it shall be not less than \$2,000,000 or shall be endorsed to apply separately to this project. The State and the Illinois EPA shall be named as an additional insured under the CGL insurance, any commercial umbrella/excess liability insurance, and business auto liability coverages of the County. The County's CGL insurance, commercial umbrella/excess liability insurance (if any), and business auto liability coverages shall apply as primary insurance with respect to any other insurance or self-insurance afforded to the State or the Illinois EPA and shall not require exhaustion of any other coverage or tender of any claim or action to any other insurer providing coverage to the State or the Illinois EPA. Any insurance or self-insurance maintained by the State or the Illinois EPA shall be in excess of the County's insurance and shall not contribute with it.
- 2) Business auto liability insurance, with a combined single limit of not less than \$1,000,000 per accident, for bodily injury and property damage. Such insurance shall cover liability arising out of any auto, including owned, hired, and non-owned autos.
- 3) Workers compensation insurance, as required by law.

The County shall cause each subcontractor and consultant, employed by or acting on behalf of the County hereunder, to maintain insurance of the types and not less than the amounts of coverages specified above. Copies of certificates of insurance evidencing the types and amounts of coverages for the County and each of its subcontractors and consultants are attached hereto as Exhibit A.

**IX. CONTINGENCY REGARDING AVAILABILITY OF SUFFICIENT FUNDS**

Notwithstanding any provision herein to the contrary, the financial assistance provided for hereunder is expressly contingent upon and subject to the availability of sufficient funds appropriated for this Agreement and the inspection activities performed hereunder. The Illinois EPA may terminate or suspend this Agreement, in whole or in part, without penalty or further payment being required, if: i) sufficient State funds have not been appropriated to the Illinois EPA, ii) the Governor or the Illinois EPA reserves appropriated funds, iii) the Governor or the Illinois EPA determines that appropriated funds may not be available for payment, or iv) the Illinois EPA determines that there are otherwise insufficient funds available. The Illinois EPA shall provide notice, in writing, to the County of any such funding failure and its election to terminate or suspend this Agreement as soon as practicable. Any suspension or termination pursuant to this Section will be effective upon the County's receipt of said notice.

**X. FINANCIAL ASSISTANCE**

A. Subject to the availability of sufficient funds as provided in Section IX above and the terms and conditions of this Agreement, the Illinois EPA will provide financial assistance to the County in the form of reimbursement to the County as herein provided. The financial assistance amount shall be eighty percent (80%) of the County's total allowable costs approved by the Agency, not to exceed the maximum amount of financial assistance approved by the Agency (the "Maximum Annual Financial Assistance Amount") in any state fiscal year (i.e. July 1 through June 30) during the term of this Agreement for the County's inspection, investigation and enforcement activities performed hereunder. The Maximum Annual Financial Assistance Amount is subject to adjustment by the Illinois EPA in any fiscal year based on the Illinois EPA's budget, the County's budget, the Exhibit B Fact Sheet (and as amended), and the availability of sufficient funds for the inspection activities performed hereunder. In the event that this Agreement is terminated prior to June 30 in any such fiscal year during the term of this Agreement, then the Maximum Annual Financial Assistance Amount shall be prorated based on the number of days that the Agreement is in effect during said fiscal year, subject to the availability of sufficient funds as herein provided.

B. Financial assistance are those costs that:

- 1) the Illinois EPA determines to be reasonable and necessary for the County to perform its inspection activities required hereunder and as set forth in the Fact Sheet (and any Amended Fact Sheet) approved by the Illinois EPA, and include, but are not limited to, costs of salaries and benefits, professional and consultant services, project feasibility and engineering reports, and materials acquired, consumed, or expended specifically for said activities;
- 2) exclude Unallowable Costs set forth in Section X, Subsection C below;

- 3) shall not exceed the amounts set forth in the annualized budget that the Illinois EPA approves for the fiscal year in which the expenses were incurred during the term of this Agreement; and
- 4) shall not exceed the Maximum Annual Financial Assistance Amount determined by the Illinois EPA.

The proposed budget for each state fiscal Year during the term of this Delegation Agreement shall be attached hereto as Exhibit C and is incorporated herein. During the term of this Agreement, proposed modifications to the budget may be required, from time-to-time and as necessary, to account for programmatic alterations. These proposed modifications must be submitted on Illinois EPA-approved forms. Per Section XIII below, certain budget modifications may require formal amendment. The submission of an amended budget request does not require the Illinois EPA to provide the County any funding above previously approved Maximum Annual Financial Assistance Amounts. The Illinois EPA shall provide the County with written notice of its decision regarding any amendments to the County's proposed budget and Fact Sheet.

C. Costs excluded from financial assistance and as set forth in Exhibit D, attached hereto and incorporated herein (collectively, "Unallowable Costs"), include:

- 1) costs incurred in violation of any term or condition of this Agreement or any applicable federal, state, or local law;
- 2) costs incurred prior to or after the term of this Agreement; and
- 3) the unallowable costs as set forth in Exhibit D.

D. To be eligible for financial assistance reimbursement, on a quarterly basis, the County must submit financial assistance reimbursement requests with supporting documentation, together with progress reports on forms provided by the Illinois EPA. The County must submit its financial assistance reimbursement request (i.e. payment requests) for each quarter not more than thirty (30) calendar days following the end of said quarter. The supporting documents shall identify the activities performed and how they meet the inspection goals established. The documentation should also provide a breakdown of the costs, sufficient to demonstrate that the costs for which financial assistance is sought were necessary and reasonable and otherwise allowable costs as defined herein. Financial assistance request documents shall include, but are not limited to, the following:

- 1) An identification of the time period for which the activities/services were performed, and the costs were incurred;
- 2) A brief description of the work performed;

- 3) A breakdown of the activities/services performed cross-referenced to tasks set forth in the Fact Sheet or Amended Fact Sheet;
- 4) The names and titles of individuals performing activities/services and the dates and hours worked;
- 5) Copies of invoices;
- 6) A list of expenses and/or costs incurred in connection with the activities/services performed;
- 7) A list of inspections completed, the date they were completed, and by whom they were completed;
- 8) A signed statement that the report and documentation is truthful and accurate, and
- 9) Such other documentation requested by the Illinois EPA to determine whether an expense for which financial assistance is requested is an allowable cost as defined herein.

E. The County shall submit its final request each state fiscal year for financial assistance hereunder no later than thirty (30) calendar days following the expiration of the term of this Agreement. Requests for financial assistance may be submitted as follows:

Via email to: [EPA.DelegatedCounty@illinois.gov](mailto:EPA.DelegatedCounty@illinois.gov)

Or

Via U.S. Mail or parcel delivery to:

Illinois Environmental Protection Agency  
Attn: Materials Management and Compliance Section #24  
2520 West Iles Avenue, P.O. Box 19276  
Springfield, IL 62794-9276

F. The County's failure to submit financial assistance requests, appropriate supporting documentation, or quarterly reports in a timely manner may result in denial of financial assistance payments by the Illinois EPA.

G. At any time or times prior to final payment under this Agreement, the Illinois EPA may cause any request(s) for payment to be reviewed or audited by the Illinois EPA or as

otherwise herein provided. Each subsequent payment shall be subject to reduction for amounts included in the related request for payment which are found, on the basis of such review or audit, not to constitute allowable costs. Any payment will be reduced for overpayments or increased for underpayments on preceding requests for payment.

## **XI. INSPECTIONS**

### **A. FORMALIZED RECORD**

The County shall maintain a formalized record of all inspections, compliance, non-compliance, formal enforcement, and Administrative Citation activities. The information recorded shall include, at a minimum:

- 1) relevant dates;
- 2) number of inspections;
- 3) facilities inspected;
- 4) volume in cubic yards of waste remediated at open dump sites;
- 5) the status of all compliance and enforcement activities; and
- 6) the amount of any penalties, interest or restitution collected or due and owing.

### **B. INSPECTION REPORT FORMS**

Each time a certified inspector (hereinafter "inspector") conducts an inspection of a site, the inspector shall complete an inspection report that consists of, at a minimum:

- 1) an inspection checklist;
- 2) a narrative;
- 3) a site sketch or map;
- 4) photographs documenting site conditions; and
- 5) any appropriate supporting documents.

While conducting inspections, the inspector shall take field notes and may utilize a draft inspection checklist in conjunction with field notes.

After completing the inspection, the inspector shall complete the inspection report within thirty (30) calendar days after the date of the inspection. The employee shall possess and carry a camera for the purpose of taking pictures to document site conditions during inspections.

The original completed report shall be maintained by the County; one copy to the owner (via email or U.S. First Class Mail); one copy to the operator (via email or U.S. First Class Mail) ; and one copy shall be forwarded to Illinois EPA Headquarters via email to: [EPA.DelegatedCounty@illinois.gov](mailto:EPA.DelegatedCounty@illinois.gov). Copies of the inspection report shall be forwarded to the Illinois EPA and the owner and operator no later than thirty (30) calendar days after the date of the inspection.

### C. INSPECTION SCHEDULE

The inspection schedule for the upcoming fiscal year shall be provided to the Illinois EPA Regional Manager for comment and approval by April 30 each year.

Before conducting any independent inspections pursuant to the Delegation Agreement, the inspector must first be certified by Illinois EPA in accordance with Section IV(A) above. Before conducting an inspection of an Illinois EPA permitted site, the inspector shall review and become familiar with applicable statutes, regulations, variances, adjusted standards, and Illinois EPA permits in order to become aware of permit conditions, obligations, and exceptions that may apply to the site.

The County is responsible for inspecting the sites within its jurisdiction on an approved schedule pursuant to the Fact Sheet (Exhibit B), and as amended. The County and Illinois EPA understand that it may be necessary for the County to conduct impromptu inspections of Illinois EPA permitted sites without having had time to notify the Illinois EPA prior to such inspection, but this is to be the exception rather than the usual course of operation. Inspections of open dump sites will be on an as-needed basis. Additionally, the County shall conduct inspections of any site subject to the Delegation Agreement within ten (10) calendar days of the request of Illinois EPA or upon citizen complaints alleging violations of the Act and regulations.

The County shall forward to Illinois EPA, within thirty (30) calendar days, copies of all written communications the County issues or receives pursuant to activities engaged in by reason of the Delegation Agreement.

From time to time, Illinois EPA engages in inspections with a view toward possible criminal enforcement actions. It is understood and agreed to by the County that any facts, data, documents, photographs, reports, or other information pertaining to such inspections are beyond the scope of the Delegation Agreement. Nothing herein shall limit Illinois EPA's legal authority to work and cooperate with the State's Attorney and law enforcement agencies in the County regarding any inspections or investigations pursuant to possible criminal actions.

Unless otherwise specified, the Regional Manager<sup>1</sup>, Field Operations Section, Bureau of Land, shall be Illinois EPA's representative for the operational aspects of the Delegation Agreement, and the Director of the Department shall be the County's representative.

## **XII. ADMINISTRATIVE CITATION PROCESS**

If a citation is issued, the violator will make out two separate checks: one check to the Illinois EPA, Environmental Protection Trust Fund, for half of the amount of the fine and a second check to the County for the other half of the fine. All relevant information relating to the citation shall be made available to the Illinois EPA upon request. If the State's Attorney's Office declines to prosecute an administrative citation, the County shall work with the Illinois EPA Regional Office to refer the case through the channels used by the Illinois EPA. Fines will not be split if the case is solely prosecuted by the Illinois EPA.

## **XIII. EFFECTIVE DATE - TERMINATION - AMENDMENT – RENEWAL**

- A. This Delegation Agreement shall commence on July 1, 2026, or upon execution, whichever is later, and shall remain in effect until **June 30, 2031**, unless terminated earlier by either party giving thirty (30) calendar days prior written notice of termination to the other party. The Delegation Agreement may be so terminated with or without cause. Illinois EPA may, from time to time, review and comment on the County's inspection and enforcement program.
- B. The Parties may amend this Delegation Agreement by way of written agreement signed by both Parties. However, Illinois EPA, at its sole discretion, may also amend this Delegation Agreement via written notice provided to the County.
- C. The Parties may renew this Delegation Agreement for additional five (5) calendar year terms by mutual written agreement.
- D. A written amendment signed by both Parties is required for Exhibit B Fact Sheet amendments or Exhibit C budget request changes by the County reflecting in an increase or decrease to the Maximum Annual Financial Assistance Amount budgeted for any of the state fiscal years subject to this Agreement.
- E. For Exhibit B Fact Sheet amendments or Exhibit C budget request changes by the County that do not result in changes to the Maximum Annual Financial Assistance Amount for any of state fiscal years subject to this Agreement, the County must

---

<sup>1</sup> The Illinois EPA, Bureau of Land, has divided the State of Illinois into seven (7) regions for administrative purposes. The Illinois EPA has a regional office in each region. The Bureau of Land has designated a Regional Manager for each regional office. The responsibilities of the Regional Manager include providing advice and assistance to delegated counties.

notify and provide such changes to the Illinois EPA of those in writing as soon as practicable pursuant to the requirements of Section XV (Notices).

**XIV. RECOVERY OF FUNDS AND OTHER REMEDIES**

In the event this Agreement is breached by the County, the Illinois EPA may, in addition to any other remedies provided in law and/or equity, revoke this Agreement and take such other action as the Illinois EPA is authorized to take. If the Illinois EPA determines funds are being misspent or improperly held by the County, then the Illinois EPA or the Illinois Attorney General may recover those funds and take any other action authorized by law. These remedies shall not be construed as limiting the Illinois EPA's right to terminate this Agreement with or without cause as provided in Section XIII above.

**XV. NOTICES**

Any notice required under this Agreement shall be in writing and shall be deemed properly given when personally delivered, mailed by certified mail, return receipt requested, U.S. First Class mail, or via email to the addresses below. Notice of termination of the Agreement shall be sent by certified mail, return receipt requested, or by personal delivery, to the addresses below. Either party may change its address for receiving notices by giving notice of such change in compliance with the terms of this Section. Notice as provided herein does not waive service of summons.

**For the Illinois EPA:**

Materials Management and Compliance Section  
Bureau of Land #24  
Illinois Environmental Protection Illinois EPA  
2520 West Iles Avenue, P.O. Box 19276  
Springfield, Illinois 62794-9276  
[EPA.DelegatedCounty@illinois.gov](mailto:EPA.DelegatedCounty@illinois.gov)

**For the County:**

St. Clair County Health Department:  
Myla Blandford, Executive Director  
19 Public Square, Suite 150  
Belleville, IL 62220  
[Myla.Blandford@co.st-clair.il.us](mailto:Myla.Blandford@co.st-clair.il.us)

**XVI. NO THIRD-PARTY BENEFICIARIES**

Notwithstanding any provision herein to the contrary, this Agreement is entered into solely for the benefit of the contracting Parties, and nothing in this Agreement is intended, either expressly or impliedly, to provide any right or benefit of any kind whatsoever to any person or entity who is not a party to this Agreement or to acknowledge, establish, or impose any legal duty upon any third party.

**XVII. COMPLIANCE WITH APPLICABLE LAWS**

The Parties shall at all times observe and comply with all applicable federal and state laws, regulations, and codes which may in any manner affect the performance of this Agreement.

**XVIII. DISCLAIMER OF RELATIONSHIP**

A. Nothing contained in this Agreement, nor any act of the Illinois EPA or the County, shall be deemed or construed by the other party, or by any third party, to create any relationship of a principal, agent, limited or general partnership, joint venture, or any association or relationship involving the Illinois EPA and the County.

B. The employees of the County shall remain employees of the County and are therefore not entitled to any benefits provided to employees of the State by virtue of this Agreement and/or any services or work performed under this Agreement.

**XIX. MISCELLANEOUS**

A. This Agreement sets forth the entire understanding of the Parties relative to the subject matter hereof and supersedes all prior agreements.

B. Titles and headings to sections herein are inserted for reference only and are not intended to be a part of, or affect the meaning or interpretation of, this Agreement.

C. This Agreement shall be governed by and construed in accordance with the laws of the State of Illinois. Any dispute arising out of this Agreement shall be adjudicated in the Illinois Court of Claims and shall be governed by the Court of Claims Act (705 ILCS 505/1 *et seq.*).

D. If any provision of this Delegation Agreement shall be held unconstitutional or otherwise void by a court of proper venue and jurisdiction, all other provisions of this Delegation Agreement shall remain in full force and effect.

E. If a party waives a breach of any provision of this Agreement by the other party, that waiver shall not operate or be construed as a waiver of any subsequent breach by said party or prevent the non-breaching party from enforcing such provisions.

F. This Agreement may be executed in several identical counterparts, each of which shall be an original and all of which shall constitute one and the same instrument.

G. The Parties acknowledge that this Agreement was freely negotiated by each of the Parties hereto, each of whom was represented by separate counsel; accordingly, this Agreement shall be construed according to the fair meaning of its terms, and not against any party.

H. Each of the undersigned signing as an officer, representative, or agent on behalf of the respective party to this Agreement warrants that they hold such capacity, as is specified beneath their name, and further warrants that they are authorized to execute and effectuate this Agreement to bind the party on whose behalf they are signing this Agreement to the terms and conditions herein, and that they do so voluntarily and in their official capacity.

**Exhibits:**

**Exhibit A:** Certificate(s) of Insurance

**Exhibit B:** Fact Sheet

**Exhibit C:** Budget for State Fiscal Years 2027, 2028, 2029, 2030, and 2031

**Exhibit D:** Unallowable Costs

SIGNATURE PAGE TO FOLLOW

THE TERMS AND CONDITIONS OF THIS DELEGATION AGREEMENT ARE HEREBY ACCEPTED AND AGREED TO:


**ILLINOIS ENVIRONMENTAL  
PROTECTION AGENCY**

By: \_\_\_\_\_  
James Jennings, Acting Director


Date: \_\_\_\_\_

Attest: \_\_\_\_\_  
Vishnu Srinivasaraghavan, Manager  
Materials Management and  
Compliance Section  
Bureau of Land

Date: \_\_\_\_\_

St. Clair \_\_\_\_\_ COUNTY  
  
By: \_\_\_\_\_  
Mark A. Kern, Chairman

Date: 2/24/26

  
Attest: \_\_\_\_\_  
Thomas Holbrook, County Clerk

Date: 2/26/26



# CERTIFICATE OF LIABILITY INSURANCE

12/1/2026	DATE (MM/DD/YYYY) 12/19/2025
-----------	---------------------------------

THIS CERTIFICATE IS ISSUED AS A MATTER OF INFORMATION ONLY AND CONFERS NO RIGHTS UPON THE CERTIFICATE HOLDER. THIS CERTIFICATE DOES NOT AFFIRMATIVELY OR NEGATIVELY AMEND, EXTEND OR ALTER THE COVERAGE AFFORDED BY THE POLICIES BELOW. THIS CERTIFICATE OF INSURANCE DOES NOT CONSTITUTE A CONTRACT BETWEEN THE ISSUING INSURER(S), AUTHORIZED REPRESENTATIVE OR PRODUCER, AND THE CERTIFICATE HOLDER.

**IMPORTANT:** If the certificate holder is an ADDITIONAL INSURED, the policy(ies) must have ADDITIONAL INSURED provisions or be endorsed. If SUBROGATION IS WAIVED, subject to the terms and conditions of the policy, certain policies may require an endorsement. A statement on this certificate does not confer rights to the certificate holder in lieu of such endorsement(s).


<b>PRODUCER</b> Lockton Companies, LLC DBA Lockton Insurance Brokers, LLC in CA CA license #0F15767 Three City Place Dr., Ste. 900 St. Louis MO 63141-7081 (314) 432-0500 midwestcertificates@lockton.com	<b>CONTACT NAME:</b> _____ <b>PHONE (A/C, No, Ext):</b> _____ <b>FAX (A/C, No):</b> _____ <b>E-MAIL ADDRESS:</b> _____													
	<table border="1"> <tr> <th>INSURER(S) AFFORDING COVERAGE</th> <th>NAIC #</th> </tr> <tr> <td>INSURER A : Illinois County Risk Management Trust</td> <td>52519</td> </tr> <tr> <td>INSURER B :</td> <td></td> </tr> <tr> <td>INSURER C :</td> <td></td> </tr> <tr> <td>INSURER D :</td> <td></td> </tr> <tr> <td>INSURER E :</td> <td></td> </tr> <tr> <td>INSURER F :</td> <td></td> </tr> </table>	INSURER(S) AFFORDING COVERAGE	NAIC #	INSURER A : Illinois County Risk Management Trust	52519	INSURER B :		INSURER C :		INSURER D :		INSURER E :		INSURER F :
INSURER(S) AFFORDING COVERAGE	NAIC #													
INSURER A : Illinois County Risk Management Trust	52519													
INSURER B :														
INSURER C :														
INSURER D :														
INSURER E :														
INSURER F :														
<b>INSURED</b> 1439723 St. Clair County 10 Public Square Belleville IL 62220														

**COVERAGES**                      **CERTIFICATE NUMBER:** 17277781                      **REVISION NUMBER:** XXXXXXXX

THIS IS TO CERTIFY THAT THE POLICIES OF INSURANCE LISTED BELOW HAVE BEEN ISSUED TO THE INSURED NAMED ABOVE FOR THE POLICY PERIOD INDICATED. NOTWITHSTANDING ANY REQUIREMENT, TERM OR CONDITION OF ANY CONTRACT OR OTHER DOCUMENT WITH RESPECT TO WHICH THIS CERTIFICATE MAY BE ISSUED OR MAY PERTAIN, THE INSURANCE AFFORDED BY THE POLICIES DESCRIBED HEREIN IS SUBJECT TO ALL THE TERMS, EXCLUSIONS AND CONDITIONS OF SUCH POLICIES. LIMITS SHOWN MAY HAVE BEEN REDUCED BY PAID CLAIMS.

INSR LTR	TYPE OF INSURANCE	ADDL INSD	SUBR WVD	POLICY NUMBER	POLICY EFF (MM/DD/YYYY)	POLICY EXP (MM/DD/YYYY)	LIMITS										
A	<input checked="" type="checkbox"/> <b>COMMERCIAL GENERAL LIABILITY</b> <input type="checkbox"/> CLAIMS-MADE <input checked="" type="checkbox"/> OCCUR <input checked="" type="checkbox"/> SIR - \$250,000  GEN'L AGGREGATE LIMIT APPLIES PER: <input type="checkbox"/> POLICY <input type="checkbox"/> PRO-JECT <input type="checkbox"/> LOC OTHER: _____	N	N	P5-1000192-2526-01	12/1/2025	12/1/2026	EACH OCCURRENCE \$ 1,000,000 DAMAGE TO RENTED PREMISES (Ea occurrence) \$ XXXXXXXX MED EXP (Any one person) \$ XXXXXXXX PERSONAL & ADV INJURY \$ 1,000,000 GENERAL AGGREGATE \$ 3,000,000 PRODUCTS - COMP/OP AGG \$ 1,000,000 \$										
A	<input checked="" type="checkbox"/> <b>AUTOMOBILE LIABILITY</b> <input checked="" type="checkbox"/> ANY AUTO <input type="checkbox"/> OWNED AUTOS ONLY <input type="checkbox"/> SCHEDULED AUTOS <input type="checkbox"/> HIRED AUTOS ONLY <input type="checkbox"/> NON-OWNED AUTOS ONLY	N	N	P5-1000192-2526-01	12/1/2025	12/1/2026	COMBINED SINGLE LIMIT (Ea accident) \$ 1,000,000 BODILY INJURY (Per person) \$ XXXXXXXX BODILY INJURY (Per accident) \$ XXXXXXXX PROPERTY DAMAGE (Per accident) \$ XXXXXXXX \$ XXXXXXXX										
A	<input type="checkbox"/> <b>UMBRELLA LIAB</b> <input checked="" type="checkbox"/> OCCUR <input checked="" type="checkbox"/> <b>EXCESS LIAB</b> <input type="checkbox"/> CLAIMS-MADE DED _____ RETENTION \$ _____	N	N	P5-1000192-2526-01	12/1/2025	12/1/2026	EACH OCCURRENCE \$ 20,000,000 AGGREGATE \$ 20,000,000 \$ XXXXXXXX										
A	<b>WORKERS COMPENSATION AND EMPLOYERS' LIABILITY</b> ANY PROPRIETOR/PARTNER/EXECUTIVE OFFICER/MEMBER EXCLUDED? (Mandatory in NH) If yes, describe under DESCRIPTION OF OPERATIONS below <table border="1"> <tr> <td>Y/N</td> <td>N/A</td> </tr> </table>	Y/N	N/A	N	N/A	P5-1000192-2526-01	12/1/2025	12/1/2026	<table border="1"> <tr> <td><input checked="" type="checkbox"/> PER STATUTE</td> <td><input type="checkbox"/> OTH-ER</td> </tr> <tr> <td>E.L. EACH ACCIDENT</td> <td>\$ 2,500,000</td> </tr> <tr> <td>E.L. DISEASE - EA EMPLOYEE</td> <td>\$ 2,500,000</td> </tr> <tr> <td>E.L. DISEASE - POLICY LIMIT</td> <td>\$ 2,500,000</td> </tr> </table>	<input checked="" type="checkbox"/> PER STATUTE	<input type="checkbox"/> OTH-ER	E.L. EACH ACCIDENT	\$ 2,500,000	E.L. DISEASE - EA EMPLOYEE	\$ 2,500,000	E.L. DISEASE - POLICY LIMIT	\$ 2,500,000
Y/N	N/A																
<input checked="" type="checkbox"/> PER STATUTE	<input type="checkbox"/> OTH-ER																
E.L. EACH ACCIDENT	\$ 2,500,000																
E.L. DISEASE - EA EMPLOYEE	\$ 2,500,000																
E.L. DISEASE - POLICY LIMIT	\$ 2,500,000																
A	Medical Professional Liability	N	N	P5-1000192-2526-01	12/1/2025	12/1/2026	Included on the General Liability policy										

**DESCRIPTION OF OPERATIONS / LOCATIONS / VEHICLES (ACORD 101, Additional Remarks Schedule, may be attached if more space is required)**  
 THIS CERTIFICATE SUPERSEDES ALL PREVIOUSLY ISSUED CERTIFICATES FOR THIS HOLDER, APPLICABLE TO THE CARRIERS LISTED AND THE POLICY TERM(S) REFERENCED.  
 Medical Professional Liability coverage afforded to Medical Staff, excluding Doctors and Dentists.

<b>CERTIFICATE HOLDER</b>  17277781 St. Clair Co. of IL St Clair County Health Dept 10 Public Square Belleville IL 62220	<b>CANCELLATION</b>  SHOULD ANY OF THE ABOVE DESCRIBED POLICIES BE CANCELLED BEFORE THE EXPIRATION DATE THEREOF, NOTICE WILL BE DELIVERED IN ACCORDANCE WITH THE POLICY PROVISIONS.  AUTHORIZED REPRESENTATIVE 
--	--

© 1988-2015 ACORD CORPORATION. All rights reserved.

**ST. CLAIR COUNTY HEALTH DEPARTMENT**

**SOLID WASTE MANAGEMENT/ENFORCEMENT GRANT**

**SFY 2027 (July 1, 2026 – June 30, 2031)**

**I. DESCRIPTION OF CURRENT SOLID WASTE DISPOSAL PROGRAM**

The solid waste management sites that are subject to the herein requested enforcement grant include twelve (12) Illinois Environmental Protection Agency ("Agency") permitted facilities. Any new waste management facility that may become permitted by the Agency during the term of this program will also be included. The program also includes investigation and inspection of solid waste management sites upon the request of the Agency; upon citizen complaints alleging violations of the Illinois Environmental Protection Act or Rules and Regulations adopted thereunder; and, of illegal dump sites and/or illegal random dumping complaints in conjunction with Section 21(p) of the Act. The program includes permit compliance monitoring of permitted facilities.

A major initiative for the SFY 2027 time period is the continuation of the monitoring and maintenance of each landfill in St. Clair County. The Environmental Division also plans to increase open dump surveillance and develop more educational materials and presentations about landfills and open dumping/open burning to distribute/present to schools and the general public throughout the county.

**II. STATUS OF ENFORCEMENT PROGRAM**

A written delegation agreement for a joint and cooperative solid waste management site inspection, monitoring program and enforcement plan between St. Clair County and the Agency was entered into on September 16, 1988. The agreement was extended by the Agency to continue through June 30, 2026. The St. Clair County Health Department is the designated agent of the County and is responsible for implementing said delegation agreement.

Currently, the Health Department Environmental Protection Staff positions consist of: Executive Director, Director of Environmental Programs, Environmental Programs Manager, Sanitarian I and Secretary II (with divided duties). Due to the continued enforcement activities in the Department, the State's Attorney's office assigned a full time assistant who works directly with the solid waste enforcement program along with a secretary. When deemed appropriate, the Region FOS will also be working with these attorneys. Additionally, surveillance assistance and police protection is provided by the St. Clair County Sheriff's Department Deputies.

The following statistical data is provided to show the number, size and inspections conducted of currently permitted non-hazardous solid waste disposal sites for the period July 1, 2025 – December 31, 2025 (6 months).

<u>ID Number/Acres</u>	<u>Site Name</u>	<u>Inspections Conducted</u>
1630100022/123	BFI/Modern	2
1630100022/38	BFI Modern Composting Facility	6
1630100005/10	Belleville/Municipal - Closed	1
1638160001/40	Bi-State – Closed	6
1630755017/84.5	Cottonwood Composting Facility	0
1630100002/70	J & R - Closed	6
1638140001/82	Laidlaw	2
1630755017/437	Marissa/Cottonwood Hills RDF	6
1630450001/208	Milam	6
1630450001/50	Milam Composting Facility	0
1630850001/1.5	Millstadt - Closed	0
<b>Total Permitted Site Inspections</b>		<b>36</b>

During the period July 1, 2025 to December 31, 2025, the following data shows the field activities for the landfill and open dumping programs:

Permitted Site Inspections/New Open Dump Inspections/Follow-up Inspections	77
Consultations	95
Complaint Investigations/Rechecks	38
<b>Total Field Inspections Conducted</b>	<b>210</b>

### **III. PROPOSED GRANT ACTIVITIES**

The geographical area to be served is St. Clair County, which encompasses 670 square miles and has an estimated 2025 population of 250,204. There are twelve (12) permitted waste management facilities in the County: eight (8) landfills and two (2) compost facilities, one (1) Animal Incinerator and one (1) Beneficial Use Determination (BUD) site. The Milam Compost facility has been moved to North Milam during SFY 2017, however, the old Milam Composting site is still used for solidification occasionally. The following outputs will be accomplished in conjunction with the herein requested solid waste enforcement grant award and will be carried out by the St. Clair County Health Department with support from other County departments as indicated.

**Output 1:** All permitted Solid Waste Management Sites operated in St. Clair County will be operated in accordance with the Illinois Environmental Protection Act and Rules and Regulations thereunder, as verified by on-site inspections conducted by personnel from the St. Clair County Health Department.

Task: Inspections of all assigned Illinois Environmental Protection Agency permitted non-hazardous landfills are ongoing and will be continued. Seventy-Three (73) unannounced and at irregular intervals inspections are projected.

Protocols for inspection reporting and coordination with Agency FOS have been established and will be continued. The St. Clair County Health Department will review and make comments on permit requests, modifications, site expansions and closure/post closure plans when deemed necessary and pertinent. Methods for record-keeping and payment procedures related to the local solid waste fees at permitted landfills will be assessed for compliance.

**Proposed Permitted Site Inspections SFY 2027:**

<u>ID Number</u>	<u>Site Name</u>	<u>Proposed # of Inspections</u>
1630100022	*BFI/Modern	4
1630100022	*BFI/Modern Composting Facility	12
1630100005	*Belleville/Municipal - Closed	2
1638160001	*Bi-State - Closed (Not Covered)	12
1630100002	*J & R - Closed (Not Covered)	12
1638140001	*Laidlaw	4
1630755017	*Marissa/Cottonwood Hills RDF	12
1630450001	*Milam	12
1630450001	*Milam Composting Facility	0
1630850001	*Millstadt - Closed	1
1630525105	*Hansen's RAS Fairview Heights Recycle Center	1
1630105368	*St. Clair County Animal Control Incinerator	1

\*Permitted Facilities

**Total Landfill Inspections Proposed SFY 2027** **73**

**Output 2:** St. Clair County Health Department personnel will verify all complaints alleging violations of Section 21(p) of the Illinois Environmental Protection Act or Rules and Regulations thereunder.

Task: In addition, it is estimated that 100 complaints will be received during the year. All will be investigated and it is estimated that 30 will be of sufficient magnitude to be considered as open dumping sites. It is also anticipated that 60 follow-up inspections will be required. Field consultations for any solid waste management activity are estimated at 100 investigations. The total number of inspections conducted by the Health Department will be approximately 363.

The estimated number of inspections to be conducted is outlined as follows:

New Open Dump Inspections	30
Follow-up Inspections	60
Field Consultations	100
Complaint investigations	100
Permitted Facility Inspections	<u>73</u>

**Total Inspections Proposed SFY 2027** **363**

Field staff will inspect well over the minimum of 100 inspections per certified staff. Protocols for inspection reporting, response times and coordination with Agency FOS have been established and will continue. Liaisons between municipalities, township supervisors and township road commissioners have been established and will continue.

**Output 3:** Long standing formal enforcement issues at area solid waste management sites will be addressed.

Task: Through the formal enforcement process the Health Department in cooperation with the State's Attorney, the Illinois EPA, the FOS, and the Illinois EPA's legal representatives, we will continue to advance toward post-closure care of the Bi-State landfill and the J & R landfill. The Health Department will investigate the sites and make appropriate recommendations for formal enforcement actions and post-closure care activities.

**Output 4:** Violations of the Illinois Environmental Protection Act or Rules and Regulations adopted thereunder, as identified by local Health Department, will be corrected by the operator as ensured through the Enforcement Management System.

Task: Local Health Department conducts inspections and gathers evidence as needed to provide the legal documentation necessary for issuance of Administrative Citations and/or formal enforcement action. The Enforcement Management System defining the relationship of the State's Attorney's Office and Agency's legal staff as set forth in the Delegation Agreement's Enforcement Management System has been established. Formal enforcement activities have been implemented utilizing this system. Follow-up inspections will be carried out by the Department's Environmental Protection staff.

Consultation with the State's Attorney assigned to the solid waste enforcement program on legal enforcement action and Agency FOS will be achieved by conducting quarterly Enforcement Decision Group Meetings. The Department will submit to the Agency FOS copies of the EDG minutes and any other relevant meeting minutes.

**Output 5:** Citizen's concerns and complaints regarding landfill operations or open/random dumping issues will be investigated and enforcement action taken on identified violations.

Task: Random dumping investigation procedures and response times have been established in conjunction with the Agency FOS and said Enforcement Management System. Local Health Department Environmental Protection staff have and will continue to receive and investigate citizen complaints on random dumping, illegal landfills and/or complaints related to permitted non-hazardous landfills.

Individual consultation and community educational services will continue to be provided to help reduce citizen apprehension and increase their awareness of known health issues related to landfills.

The Department will maintain a computerized complaint inspection log in accordance with the Agency FOS specifications. A summary of the complaint inspections will be included in the St. Clair County's annual solid waste enforcement program report.

**Output 6:** Close monitoring of all closure/post closure plans and supplemental permit modifications will be conducted.

Task: In conjunction with Agency FOS, Environmental Protection staff will supervise and oversee all new or modified methane gas collection systems, groundwater monitoring systems and leachate collection systems.

**Output 7:** Transport of materials to the landfill will be performed in a manner which protects the health, welfare and safety of citizens of the county residing on routes to the landfills and of other motorists traveling these roadways.

Task: Staff will coordinate investigation of complaints received by the Health Department with the St. Clair County Sheriff's Department relating to the transport of materials to the landfills.

**Output 8:** As part of the scope of work funded under this grant, St. Clair County will submit monthly reports to the regional FOS and quarterly reports to Illinois Environmental Protection Agency, Waste Reduction and Compliance Section. These reports will summarize work completed on outputs 1 through 7 above.

**Output 9:** The Department may meet upon request with the Agency FOS and Waste Reduction and Compliance Section staff at mid-year and the end of the year to review the Department's solid waste enforcement program.



# Illinois Environmental Protection Agency

2520 West Iles Avenue • P.O. Box 19276 • Springfield, Illinois • 62794-9276 • 217-782-3397

JB Pritzker, Governor

James Jennings, Acting Director

## Delegation Agreement Annual Budget Summary

### General Information

Applicant: St. Clair County Health Department

State Fiscal Year: 2027

Address: 19 Public Square, Suite 150

Intergovernmental

City: Belleville State: IL Zip: 62220

Delegation Agreement: 07/01/2026-6/30/2031

Contact: Myla Blandford, Executive Director

Application Date: \_\_\_\_\_

Phone: 618-233-7703 Email: Myla.Blandford@co.st-clair.il.us

### Budget Information

#### Local Government Funding Mechanism

St. Clair County Health Department uses solid waste surcharge fees to provide the local funding for the Delegation Agreement

Requested State Award: \$313,364.02

Local Funding Level: \$78,341.01

### Budget Summary

Budgeted Items	State Award	Local Funding	Total
Direct Personnel Costs	\$148,152.14	\$37,038.03	\$185,190.17
Fringe Benefits	\$78,520.63	\$19,630.16	\$98,150.79
In-Kind Contributions			
Other Direct Costs	\$45,817.73	\$11,454.43	\$57,272.16
Indirect Costs	\$40,873.58	\$10,218.39	\$51,091.97
Total	\$313,364.08	\$78,341.01	\$391,705.09

## Delegated County Inspections

Number of inspections to be completed: 363

Reasoning:

New Open Dump Inspections	30
Follow-up Inspections	60
Field Consultations	100
Complaint investigations	100
Permitted Facility Inspections	73
<b>Total Inspections Proposed SFY 2027</b>	<b>363</b>

Once Budget Summary is completed, you can either email to [EPA.DelegatedCounty@illinois.gov](mailto:EPA.DelegatedCounty@illinois.gov), or print and mail to:

Illinois Environmental Protection Agency  
 Attn: MMCS, #24  
 2520 West Iles Ave  
 P.O. Box 19276  
 Springfield, Illinois 62794-9276

## Financial Cost

### A. Direct Personnel

Position Title/Name	Estimated Hours	Percent Time on Program	Hourly Rate	Totals
Executive Director/Myla Blandford	1,950	1%	\$74.61	\$1,454.89
Accounting Manager/Janet Cronin	1,950	3%	\$36.85	\$2,153.97
Director of Environmental Programs/Kristy Mullins	1,950	50%	\$37.98	\$37,030.50
Sanitarian I/Gregory St. Clair	1,950	30%	\$26.50	\$15,502.50
Sanitarian I/Gary Gasawski	1,950	15%	\$25.75	\$7,531.88
Environmental Secretary/Leslie Arndt	1,950	50%	\$22.31	\$21,752.25
Accounting Coordinator/Melissa Atkinson	1,950	5%	\$24.00	\$2,340.00
Assistant State's Attorney/Chris Allen	1,950	50%	\$55.46	\$54,073.50
States Attorney Secretary/Kelly Moore	1,950	10%	\$32.64	\$6,364.80
Environmental Programs Manager/Betty Croissant	1,950	25%	\$34.33	\$16,735.88
Environmental Educator	1500	75%	\$18.00	\$20,250.00
<b>Total:</b>				<b>\$185,190.17</b>

**B. Fringe Benefits**

Type of Fringe Benefit		Rate (Percentage)	Personnel Cost	Totals
Health Insurance		30%	\$185,190.17	\$55,557.05
County Costs		10%	\$185,190.17	\$18,519.02
Benefit Time		13%	\$185,190.17	\$24,074.72

Subtotal:

Type of Fringe Benefit	Monthly Cost	Percent Time on Grant	Number of Months	Totals

Subtotal:

Total:

\$98,150.79

**C. In-Kind Contributions**

Position Title/Name	Estimated Hours	Percent Time on Program	Hourly Rate	Totals
Total:				

**D. Other Direct Costs**

**1. Travel**

Description	Cost per Unit or Mile	Quantity	Totals
Mileage (personal vehicles)	\$0.75	100	\$75.00
Lodging (conferences)	\$125.00	4	\$500.00
Per Diem	\$30.00	4	\$120.00
Fuel (county vehicle)	\$2.40	750	\$1,800.00
Total:			\$2,495.00

**2. Equipment**

**Equipment - Amortized**

Type of Equipment	Cost per Unit	Quantity	Percent Time on Program	Totals
Subtotal:				

**Equipment - Expensed**

Type of Equipment	Cost per Unit	Quantity	Totals
Computers	\$1700.00	2	\$3,400.00
Printer	\$500.00	1	\$500.00
Subtotal:			\$3,900.00
Total:			\$3,900.00

### 3. Supplies

Description	Cost per Month	Number of Months	Totals
Miscellaneous Office (pends, paper, envelopes, folders)	\$25.00	12	\$300.00
Toner-Printer (reports, pictures, brochures)	\$70.00	12	\$840.00
Janitorial Supplies	\$20.00	12	\$240.00
Adobe	\$75.42	12	\$905.04
Work Boots	\$350.00	1	\$350.00
<b>Total:</b>			<b>\$2,635.04</b>

### 4. Postage

Description	Cost per Unit	Quantity	Totals
Mail- regular envelopes – inspections, notices	\$0.74	100	\$74.00
Mail (certified – inspections, notices)	\$6.00	40	\$240.00
Mail (large envelopes - reports)	\$3.50	80	\$280.00
Quadient postage copier lease	\$30.00	12	\$360.00
<b>Total:</b>			<b>\$954.00</b>

### 5. Advertising

Description	Cost per Unit	Quantity	Totals
<b>Total:</b>			

### 6. Computer Charges

Description	Cost per Unit	Quantity	Totals
<b>Total:</b>			

### 7. Telecommunications

Description	Cost per Month	Quantity	Totals
Land phone usage	\$45.06	12	\$540.72
Cell phone usage	\$86.00	12	\$1,032.00
<b>Total:</b>			<b>\$1,572.72</b>

### 8. Office Space and Utilities Costs

Description	Cost per Year	Percent Time on Program	Number of Years	Totals
Occupancy - lease	\$11,500.00	100%	1	\$11,500.00
Maintenance – Contractual Building	\$375.00	100%	1	\$375.00
Occupancy – Foley’s	\$2,350.00	100%	1	\$2,350.00
Equipment Maintenance contractual – Watts	\$580.56	100%	1	\$580.56
<b>Total:</b>				<b>\$14,805.56</b>

## 9. Vehicle Charges

### Vehicle Charges - Amortized

Description	Cost per Month	Percent Time on Program	Number of Months	Totals
EP Vehicle (2024)	\$920.57	100%	12	\$11,046.84
			Subtotal:	\$11,046.84

**Vehicle Charges - Expensed**

Description	Cost per Unit	Percent Time on Program	Number of Units	Totals
Vehicle Maintenance	\$1,333.00	100%	1	\$1,330.00
Subtotal:				\$1,333.00
Total:				\$12,379.84

**10. Printing**

Description	Cost per Unit	Quantity	Totals
Inspection Reports	\$0.05	4000	\$200.00
Total:			\$200.00

**11. Conference and/or Training Registration**

Description	Cost per Unit	Quantity	Totals
Solid Waste Conference	\$100.00	2	\$200.00
Total:			

**12. Miscellaneous Direct Costs**

Description	Cost per Unit	Quantity	Totals
Illinois Counties Solid Waste Management Membership	\$130.00	1	\$130.00
Contractual Recycling – one day event	\$1,500.00	12	\$18,000.00
Total:			\$18,130.00
<b>Other Direct Costs Total:</b>			\$57,272.16

**Indirect Costs**

Description	Rate (Percentage)	Total Direct Costs	Totals
Miscellaneous Shared Expenses			
Indirect Administration Costs	15%	\$340,613.12	\$51,091.97
Total:			\$51,091.97

\_\_\_\_\_  
Signature of Authorized Representative

\_\_\_\_\_  
Print Name of Authorized Representative and Title

\_\_\_\_\_  
Date



# Illinois Environmental Protection Agency

2520 West Iles Avenue • P.O. Box 19276 • Springfield, Illinois • 62794-9276 • 217-782-3397

JB Pritzker, Governor

James Jennings, Acting Director

## Delegation Agreement Annual Budget Summary

### General Information

Applicant: St. Clair County Health Department

State Fiscal Year: 2028

Address: 19 Public Square, Suite 150

Intergovernmental

City: Belleville State: IL Zip: 62220

Delegation Agreement: 07/01/2026-6/30/2031

Application Date: \_\_\_\_\_

Contact: Myla Blandford, Executive Director

Phone: 618-233-7703 Email: Myla.Blandford@co.st-clair.il.us

### Budget Information

#### Local Government Funding Mechanism

St. Clair County Health Department uses solid waste surcharge fees to provide the local funding for the Delegation Agreement

Requested State Award: \$324,810.06

Local Funding Level: \$81,202.51

### Budget Summary

Budgeted Items	State Award	Local Funding	Total
Direct Personnel Costs	\$153,810.84	\$38,452.71	\$192,263.55
Fringe Benefits	\$81,519.75	\$20,379.94	\$101,899.69
In-Kind Contributions			
Other Direct Costs	\$47,112.94	\$11,778.23	\$58,891.17
Indirect Costs	\$42,366.53	\$10,591.63	\$52,958.16
<b>Total</b>	<b>\$324,810.06</b>	<b>\$81,202.51</b>	<b>\$406,012.57</b>

9-a-4

## Delegated County Inspections

Number of inspections to be completed: 394

Reasoning:

New Open Dump Inspections	32
Follow-up Inspections	64
Field Consultations	100
Complaint investigations	125
Permitted Facility Inspections	73
Total Inspections Proposed SFY 2028	394

Once Budget Summary is completed, you can either email to [EPA.DelegatedCounty@illinois.gov](mailto:EPA.DelegatedCounty@illinois.gov) or print and mail to:

Illinois Environmental Protection Agency  
 Attn: MMCS, #24  
 2520 West Iles Ave  
 P.O. Box 19276  
 Springfield, Illinois 62794-9276

## Financial Cost

### A. Direct Personnel

Position Title/Name	Estimated Hours	Percent Time on Program	Hourly Rate	Totals
Executive Director/Myla Blandford	1,950	1%	\$77.46	\$1,510.47
Accounting Manager/Janet Cronin	1,950	3%	\$38.23	\$2,236.45
Director of Environmental Programs/Kristy Mullins	1,950	50%	\$39.43	\$38,444.25
Sanitarian I/Gregory St. Clair	1,950	30%	\$27.51	\$16,093.35
Sanitarian I/Gary Gasawski	1,950	15%	\$26.73	\$7,818.53
Environmental Secretary/Leslie Arndt	1,950	50%	\$23.16	\$22,581.00
Accounting Coordinator/Melissa Atkinson	1,950	5%	\$24.92	\$2,429.70
Assistant State's Attorney/Chris Allen	1,950	50%	\$57.58	\$56,140.50
States Attorney Secretary/Kelly Moore	1,950	10%	\$33.89	\$6,608.55
Environmental Programs Manager/Betty Croissant	1,950	25%	\$35.64	\$17,374.50
Environmental Educator	1500	75%	\$18.64	\$21,026.25
<b>Total:</b>				<b>\$192,263.55</b>

**B. Fringe Benefits**

Type of Fringe Benefit		Rate (Percentage)	Personnel Cost	Totals
Health Insurance		30%	\$192,263.55	\$57,679.07
County Costs		10%	\$192,263.55	\$19,226.36
Benefit Time		13%	\$192,263.55	\$24,994.26
Subtotal:				

Type of Fringe Benefit	Monthly Cost	Percent Time on Grant	Number of Months	Totals
Subtotal:				
Total:				\$101,899.69

**C. In-Kind Contributions**

Position Title/Name	Estimated Hours	Percent Time on Program	Hourly Rate	Totals
Total:				

**D. Other Direct Costs**

**1. Travel**

Description	Cost per Unit or Mile	Quantity	Totals
Mileage (personal vehicles)	\$0.78	100	\$78.00
Lodging (conferences)	\$129.78	4	\$519.12
Per Diem	\$31.15	4	\$124.60
Fuel (county vehicle)	\$2.49	750	\$1,868.76
Total:			\$2,590.48

**2. Equipment**

**Equipment - Amortized**

Type of Equipment	Cost per Unit	Quantity	Percent Time on Program	Totals
Subtotal:				

**Equipment - Expensed**

Type of Equipment	Cost per Unit	Quantity	Totals
Computers	\$1764.94	2	\$3,529.88
Printer	\$519.20	1	\$519.20
Subtotal:			\$4,048.98
Total:			\$4,048.98

### 3. Supplies

Description	Cost per Month	Number of Months	Totals
Miscellaneous Office (pends, paper, envelopes, folders)	\$25.96	12	\$311.52
Toner-Printer (reports, pictures, brochures)	\$72.67	12	\$872.04
Janitorial Supplies	\$20.76	12	\$249.12
Adobe	\$78.30	12	\$939.60
Work Boots	\$363.37	1	\$363.37
Total:			\$2,735.65

### 4. Postage

Description	Cost per Unit	Quantity	Totals
Mail- regular envelopes – inspections, notices	\$0.77	100	\$77.00
Mail (certified – inspections, notices)	\$6.23	40	\$249.20
Mail (large envelopes - reports	\$3.64	80	\$291.00
Quadiant postage copier lease	\$31.15	12	\$373.80
Total:			\$991.20

### 5. Advertising

Description	Cost per Unit	Quantity	Totals
Total:			

### 6. Computer Charges

Description	Cost per Unit	Quantity	Totals
Total:			

### 7. Telecommunications

Description	Cost per Month	Quantity	Totals
Land phone usage	\$46.78	12	\$561.36
Cell phone usage	\$88.75	12	\$1,065.00
Total:			\$1,626.36

### 8. Office Space and Utilities Costs

Description	Cost per Year	Percent Time on Program	Number of Years	Totals
Occupancy - lease	\$11,939.30	100%	1	\$11,939.30
Maintenance – Contractual Building	\$389.33	100%	1	\$389.33
Occupancy – Foley’s	\$2,439.77	100%	1	\$2,439.77
Equipment Maintenance contractual – Watts	\$602.74	100%	1	\$602.74
Total:				\$15,371.14

## 9. Vehicle Charges

### Vehicle Charges - Amortized

Description	Cost per Month	Percent Time on Program	Number of Months	Totals
EP Vehicle (2024)	\$920.57	100%	12	\$11,046.84
			Subtotal:	\$11,046.84

**Vehicle Charges - Expensed**

Description	Cost per Unit	Percent Time on Program	Number of Units	Totals
Vehicle Maintenance	\$1,383.92	100%	1	\$1,383.92
Subtotal:				\$1,383.92
Total:				\$12,430.76

**10. Printing**

Description	Cost per Unit	Quantity	Totals
Inspection Reports	\$0.052	4000	\$208.00
Total:			\$208.00

**11. Conference and/or Training Registration**

Description	Cost per Unit	Quantity	Totals
Solid Waste Conference	\$100.00	2	\$200.00
Total:			

**12. Miscellaneous Direct Costs**

Description	Cost per Unit	Quantity	Totals
Illinois Counties Solid Waste Management Membership	\$130.00	1	\$130.00
Contractual Recycling – one day event	\$1,557.30	12	\$18,687.60
Total:			\$18,817.60
<b>Other Direct Costs Total:</b>			\$58,891.17

**Indirect Costs**

Miscellaneous Shared Expenses	Rate (Percentage)	Total Direct Costs	Totals
Indirect Administration Costs	15%	\$353,054.41	\$52,958.16
Total:			\$52,958.16

\_\_\_\_\_  
Signature of Authorized Representative

\_\_\_\_\_  
Print Name of Authorized Representative and Title

\_\_\_\_\_  
Date



# Illinois Environmental Protection Agency

2520 West Iles Avenue • P.O. Box 19276 • Springfield, Illinois • 62794-9276 • 217-782-3397

JB Pritzker, Governor

James Jennings, Acting Director

## Delegation Agreement Annual Budget Summary

### General Information

Applicant: St. Clair County Health Department State Fiscal Year: 2029  
 Address: 19 Public Square, Suite 150 Intergovernmental  
 City: Belleville State: IL Zip: 62220 Delegation Agreement: 07/01/2026-6/30/2031  
 Contact: Myla Blandford, Executive Director Application Date: \_\_\_\_\_  
 Phone: 618-233-7703 Email: Myla.Blandford@co.st-clair.il.us

### Budget Information

#### Local Government Funding Mechanism

St. Clair County Health Department uses solid waste surcharge fees to provide the local funding for the Delegation Agreement

Requested State Award: \$337,052.96

Local Funding Level: \$84,462.93

### Budget Summary

Budgeted Items	State Award	Local Funding	Total
Direct Personnel Costs	\$159,680.38	\$39,920.09	\$199,600.47
Fringe Benefits	\$84,630.60	\$21,157.65	\$105,788.25
In-Kind Contributions			
Other Direct Costs	\$48,674.20	\$12,168.55	\$60,842.75
Indirect Costs	\$43,947.78	\$10,986.94	\$54,934.72
<b>Total</b>	<b>\$336,932.96</b>	<b>\$84,233.23</b>	<b>\$421,166.19</b>

## Delegated County Inspections

Number of inspections to be completed: 403

Reasoning:

New Open Dump Inspections	35
Follow-up Inspections	70
Field Consultations	100
Complaint investigations	125
Permitted Facility Inspections	73
Total Inspections Proposed SFY 2029	403

Once Budget Summary is completed, you can either email to [EPA.DelegatedCounty@illinois.gov](mailto:EPA.DelegatedCounty@illinois.gov), or print and mail to:

Illinois Environmental Protection Agency  
 Attn: MMCS, #24  
 2520 West Iles Ave  
 P.O. Box 19276  
 Springfield, Illinois 62794-9276

## Financial Cost

### A. Direct Personnel

Position Title/Name	Estimated Hours	Percent Time on Program	Hourly Rate	Totals
Executive Director/Myla Blandford	1,950	1%	\$80.42	\$1,568.19
Accounting Manager/Janet Cronin	1,950	3%	\$39.69	\$2,321.87
Director of Environmental Programs/Kristy Mullins	1,950	50%	\$40.94	\$39,916.50
Sanitarian I/Gregory St. Clair	1,950	30%	\$28.56	\$16,707.60
Sanitarian I/Gary Gasawski	1,950	15%	\$27.75	\$8,116.88
Environmental Secretary/Leslie Arndt	1,950	50%	\$24.04	\$23,439.00
Accounting Coordinator/Melissa Atkinson	1,950	5%	\$25.87	\$2,522.33
Assistant State's Attorney/Chris Allen	1,950	50%	\$59.78	\$58,285.50
States Attorney Secretary/Kelly Moore	1,950	10%	\$35.18	\$6,860.10
Environmental Programs Manager/Betty Croissant	1,950	25%	\$37.00	\$18,037.50
Environmental Educator	1500	75%	\$19.40	\$21,825.00
<b>Total:</b>				<b>\$199,600.47</b>

**B. Fringe Benefits**

Type of Fringe Benefit		Rate (Percentage)	Personnel Cost	Totals
Health Insurance		30%	\$199,600.47	\$59,880.14
County Costs		10%	\$199,600.47	\$19,960.05
Benefit Time		13%	\$199,600.47	\$25,948.06
Subtotal:				

Type of Fringe Benefit	Monthly Cost	Percent Time on Grant	Number of Months	Totals
Subtotal:				
Total:				\$105,788.25

**C. In-Kind Contributions**

Position Title/Name	Estimated Hours	Percent Time on Program	Hourly Rate	Totals
Total:				

**D. Other Direct Costs**

**1. Travel**

Description	Cost per Unit or Mile	Quantity	Totals
Mileage (personal vehicles)	\$0.8098	100	\$80.98
Lodging (conferences)	\$134.74	4	\$538.96
Per Diem	\$32.34	4	\$129.50
Fuel (county vehicle)	\$2.59	750	\$1,942.50
Total:			\$2,691.80

**2. Equipment**

**Equipment - Amortized**

Type of Equipment	Cost per Unit	Quantity	Percent Time on Program	Totals
Subtotal:				

**Equipment - Expensed**

Type of Equipment	Cost per Unit	Quantity	Totals
Computers	\$1832.36	2	\$3,664.72
Printer	\$538.93	1	\$538.93
Subtotal:			\$4,203.65
Total:			\$4,203.65

### 3. Supplies

Description	Cost per Month	Number of Months	Totals
Miscellaneous Office (pends, paper, envelopes, folders)	\$26.95	12	\$323.40
Toner-Printer (reports, pictures, brochures)	\$75.45	12	\$905.40
Janitorial Supplies	\$21.55	12	\$258.60
Adobe	\$81.29	12	\$975.48
Work Boots	\$377.25	1	\$377.25
Total:			\$2,840.13

### 4. Postage

Description	Cost per Unit	Quantity	Totals
Mail- regular envelopes – inspections, notices	\$0.80	100	\$80.00
Mail (certified – inspections, notices)	\$6.47	40	\$258.80
Mail (large envelopes - reports)	\$3.78	80	\$302.40
Quadient postage copier lease	\$32.34	12	\$388.08
Total:			\$1,029.28

### 5. Advertising

Description	Cost per Unit	Quantity	Totals
Total:			

### 6. Computer Charges

Description	Cost per Unit	Quantity	Totals
Total:			

### 7. Telecommunications

Description	Cost per Month	Quantity	Totals
Land phone usage	\$48.57	12	\$582.84
Cell phone usage	\$92.14	12	\$1,105.68
Total:			\$1,688.52

### 8. Office Space and Utilities Costs

Description	Cost per Year	Percent Time on Program	Number of Years	Totals
Occupancy - lease	\$12,395.38	100%	1	\$12,395.38
Maintenance – Contractual Building	\$404.20	100%	1	\$404.20
Occupancy – Foley’s	\$2532.97	100%	1	\$2,532.97
Equipment Maintenance contractual – Watts	\$625.76	100%	1	\$625.76
Total:				\$15,958.31

## 9. Vehicle Charges

### Vehicle Charges - Amortized

Description	Cost per Month	Percent Time on Program	Number of Months	Totals
EP Vehicle (2024)	\$920.57	100%	12	\$11,046.84
			Subtotal:	\$11,046.84

**Vehicle Charges - Expensed**

Description	Cost per Unit	Percent Time on Program	Number of Units	Totals
Vehicle Maintenance	\$1,436.79	100%	1	\$1,436.79
Subtotal:				\$1,436.79
Total:				\$12,483.63

**10. Printing**

Description	Cost per Unit	Quantity	Totals
Inspection Reports	\$0.054	4000	\$215.95
Total:			\$215.95

**11. Conference and/or Training Registration**

Description	Cost per Unit	Quantity	Totals
Solid Waste Conference	\$100.00	2	\$200.00
Total:			

**12. Miscellaneous Direct Costs**

Description	Cost per Unit	Quantity	Totals
Illinois Counties Solid Waste Management Membership	\$130.00	1	\$130.00
Contractual Recycling – one day event	\$1616.79	12	\$19,401.48
Total:			\$19,531.48
<b>Other Direct Costs Total:</b>			\$60,842.75

**Indirect Costs**

Miscellaneous Shared Expenses	Rate (Percentage)	Total Direct Costs	Totals
Indirect Administration Costs	15%	\$367,231.47	\$54,934.72
Total:			\$54,934.72

\_\_\_\_\_  
Signature of Authorized Representative

\_\_\_\_\_  
Print Name of Authorized Representative and Title

\_\_\_\_\_  
Date



# Illinois Environmental Protection Agency

2520 West Iles Avenue • P.O. Box 19276 • Springfield, Illinois • 62794-9276 • 217-782-3397

JB Pritzker, Governor

James Jennings, Acting Director

## Delegation Agreement Annual Budget Summary

### General Information

Applicant: St. Clair County Health Department

State Fiscal Year: 2030

Address: 19 Public Square, Suite 150

Intergovernmental

City: Belleville State: IL Zip: 62220

Delegation Agreement: 07/01/2026-6/30/2031

Application Date: \_\_\_\_\_

Contact: Myla Blandford, Executive Director

Phone: 618-233-7703 Email: Myla.Blandford@co.st-clair.il.us

### Budget Information

#### Local Government Funding Mechanism

St. Clair County Health Department uses solid waste surcharge fees to provide the local funding for the Delegation Agreement

Requested State Award: \$349,389.27

Local Funding Level: \$87,347.32

### Budget Summary

Budgeted Items	State Award	Local Funding	Total
Direct Personnel Costs	\$165,772.53	\$41,443.13	\$207,215.66
Fringe Benefits	\$87,859.45	\$21,964.86	\$109,824.31
In-Kind Contributions			
Other Direct Costs	\$50,184.78	\$12,546.20	\$62,730.98
Indirect Costs	\$45,572.51	\$11,393.13	\$56,965.64
<b>Total</b>	<b>\$349,389.27</b>	<b>\$87,347.32</b>	<b>\$436,736.59</b>

## Delegated County Inspections

Number of inspections to be completed: 409

Reasoning:

New Open Dump Inspections	37
Follow-up Inspections	74
Field Consultations	100
Complaint investigations	125
Permitted Facility Inspections	73
Total Inspections Proposed SFY 2030	409

Once Budget Summary is completed, you can either email to [EPA.DelegatedCounty@illinois.gov](mailto:EPA.DelegatedCounty@illinois.gov), or print and mail to:

Illinois Environmental Protection Agency  
 Attn: MMCS, #24  
 2520 West Iles Ave  
 P.O. Box 19276  
 Springfield, Illinois 62794-9276

## Financial Cost

### A. Direct Personnel

Position Title/Name	Estimated Hours	Percent Time on Program	Hourly Rate	Totals
Executive Director/Myla Blandford	1,950	1%	\$83.49	\$1,628.06
Accounting Manager/Janet Cronin	1,950	3%	\$41.21	\$2,410.79
Director of Environmental Programs/Kristy Mullins	1,950	50%	\$42.50	\$4,1437.50
Sanitarian I/Gregory St. Clair	1,950	30%	\$29.65	\$17,345.25
Sanitarian I/Gary Gasawski	1,950	15%	\$28.81	\$8,426.93
Environmental Secretary/Leslie Arndt	1,950	50%	\$24.96	\$2,436.00
Accounting Coordinator/Melissa Atkinson	1,950	5%	\$26.86	\$2,618.85
Assistant State's Attorney/Chris Allen	1,950	50%	\$62.06	\$60,508.50
States Attorney Secretary/Kelly Moore	1,950	10%	\$36.52	\$7,121.40
Environmental Programs Manager/Betty Croissant	1,950	25%	\$38.41	\$18,724.88
Environmental Educator	1500	75%	\$20.14	\$22,657.50
<b>Total:</b>				<b>\$207,215.66</b>

**B. Fringe Benefits**

Type of Fringe Benefit		Rate (Percentage)	Personnel Cost	Totals
Health Insurance		30%	\$207215.66	\$62,164.70
County Costs		10%	\$207215.66	\$20,721.57
Benefit Time		13%	\$207215.66	\$26,638.04

Subtotal:

Type of Fringe Benefit	Monthly Cost	Percent Time on Grant	Number of Months	Totals

Subtotal:

Total:

\$109,824.31

**C. In-Kind Contributions**

Position Title/Name	Estimated Hours	Percent Time on Program	Hourly Rate	Totals
Total:				

**D. Other Direct Costs**

**1. Travel**

Description	Cost per Unit or Mile	Quantity	Totals
Mileage (personal vehicles)	\$0.84	100	\$84.00
Lodging (conferences)	\$139.89	4	\$559.56
Per Diem	\$33.58	4	\$134.32
Fuel (county vehicle)	\$2.69	750	\$2,017.50
Total:			\$2,795.38

**2. Equipment**

**Equipment - Amortized**

Type of Equipment	Cost per Unit	Quantity	Percent Time on Program	Totals
Subtotal:				

**Equipment - Expensed**

Type of Equipment	Cost per Unit	Quantity	Totals
Computers	\$1902.36	2	\$3,804.72
Printer	\$559.52	1	\$559.52
Subtotal:			\$4,364.24
Total:			\$4,364.24

### 3. Supplies

Description	Cost per Month	Number of Months	Totals
Miscellaneous Office (pends, paper, envelopes, folders)	\$27.98	12	\$335.76
Toner-Printer (reports, pictures, brochures)	\$78.33	12	\$939.96
Janitorial Supplies	\$22.37	12	\$268.48
Adobe	\$84.39	12	\$1,012.68
Work Boots	\$390.13	1	\$390.13
Total:			\$2,947.01

### 4. Postage

Description	Cost per Unit	Quantity	Totals
Mail- regular envelopes – inspections, notices	\$0.83	100	\$83.00
Mail (certified – inspections, notices)	\$6.72	40	\$268.80
Mail (large envelopes - reports	\$3.92	80	\$313.60
Quadient postage copier lease	\$33.58	12	\$402.96
Total:			\$1,068.36

### 5. Advertising

Description	Cost per Unit	Quantity	Totals
Total:			

### 6. Computer Charges

Description	Cost per Unit	Quantity	Totals
Total:			

### 7. Telecommunications

Description	Cost per Month	Quantity	Totals
Land phone usage	\$50.42	12	\$605.04
Cell phone usage	\$95.66	12	\$1,147.92
Total:			\$1,752.96

### 8. Office Space and Utilities Costs

Description	Cost per Year	Percent Time on Program	Number of Years	Totals
Occupancy - lease	\$12,868.88	100%	1	\$12,868.88
Maintenance – Contractual Building	\$419.64	100%	1	\$419.64
Occupancy – Foley’s	\$3,667.93	100%	1	\$3,667.93
Equipment Maintenance contractual – Watts	\$649.66	100%	1	\$649.66
Total:				\$17,606.11

## 9. Vehicle Charges

### Vehicle Charges - Amortized

Description	Cost per Month	Percent Time on Program	Number of Months	Totals
EP Vehicle (2024)	\$920.57	100%	12	\$11,046.84
			Subtotal:	\$11,046.84

**Vehicle Charges - Expensed**

Description	Cost per Unit	Percent Time on Program	Number of Units	Totals
Vehicle Maintenance	\$1,491.68	100%	1	\$1,491.68
Subtotal:				\$1,491.68
Total:				\$12,538.52

**10. Printing**

Description	Cost per Unit	Quantity	Totals
Inspection Reports	\$0.056	4000	\$224.00
Total:			\$224.00

**11. Conference and/or Training Registration**

Description	Cost per Unit	Quantity	Totals
Solid Waste Conference	\$100.00	2	\$200.00
Total:			200.00

**12. Miscellaneous Direct Costs**

Description	Cost per Unit	Quantity	Totals
Illinois Counties Solid Waste Management Membership	\$130.00	1	\$130.00
Contractual Recycling – one day event	\$1,678.55	12	\$20,142.60
Total:			\$20,272.6
<b>Other Direct Costs Total:</b>			\$63,769.18

**Indirect Costs**

Description	Rate (Percentage)	Total Direct Costs	Totals
Miscellaneous Shared Expenses			
Indirect Administration Costs	15%	\$380,809.15	\$57,121.37
Total:			\$57,121.37

\_\_\_\_\_  
Signature of Authorized Representative

\_\_\_\_\_  
Print Name of Authorized Representative and Title

\_\_\_\_\_  
Date



# Illinois Environmental Protection Agency

2520 West Iles Avenue • P.O. Box 19276 • Springfield, Illinois • 62794-9276 • 217-782-3397

JB Pritzker, Governor

James Jennings, Acting Director

## Delegation Agreement Annual Budget Summary

### General Information

Applicant: St. Clair County Health Department State Fiscal Year: 2031  
 Address: 19 Public Square, Suite 150 Intergovernmental  
 City: Belleville State: IL Zip: 62220 Delegation Agreement: 07/01/2026-6/30/2031  
 Contact: Myla Blandford, Executive Director Application Date: \_\_\_\_\_  
 Phone: 618-233-7703 Email: Myla.Blandford@co.st-clair.il.us

### Budget Information

#### Local Government Funding Mechanism

St. Clair County Health Department uses solid waste surcharge fees to provide the local funding for the Delegation Agreement

Requested State Award: \$397,719.70

Local Funding Level: \$99,429.92

### Budget Summary

Budgeted Items	State Award	Local Funding	Total
Direct Personnel Costs	\$191,700.24	\$47,925.06	\$239,625.30
Fringe Benefits	\$101,601.13	\$25,400.28	\$127,001.41
In-Kind Contributions			
Other Direct Costs	\$51,679.56	\$12,919.89	\$64,599.45
Indirect Costs	\$51,747.14	\$12,936.78	\$64,683.92
<b>Total</b>	<b>\$396,728.07</b>	<b>\$99,182.01</b>	<b>\$495,910.08</b>

## Delegated County Inspections

Number of inspections to be completed: 418

Reasoning:

New Open Dump Inspections	40
Follow-up Inspections	80
Field Consultations	100
Complaint investigations	125
Permitted Facility Inspections	73
Total Inspections Proposed SFY 2031	418

Once Budget Summary is completed, you can either email to [EPA.DelegatedCounty@illinois.gov](mailto:EPA.DelegatedCounty@illinois.gov), or print and mail to:

Illinois Environmental Protection Agency  
 Attn: MMCS, #24  
 2520 West Iles Ave  
 P.O. Box 19276  
 Springfield, Illinois 62794-9276

## Financial Cost

### A. Direct Personnel

Position Title/Name	Estimated Hours	Percent Time on Program	Hourly Rate	Totals
Executive Director/Myla Blandford	1,950	1%	\$86.68	\$1,690.26
Accounting Manager/Janet Cronin	1,950	3%	\$42.78	\$2,502.63
Director of Environmental Programs/Kristy Mullins	1,950	50%	\$44.12	\$43,017.00
Sanitarian I/Gregory St. Clair	1,950	30%	\$30.78	\$18,006.30
Sanitarian I/Gary Gasawski	1,950	15%	\$29.91	\$8,748.68
Environmental Secretary/Leslie Arndt	1,950	50%	\$25.91	\$25,262.25
Accounting Coordinator/Melissa Atkinson	1,950	5%	\$27.89	\$2,719.28
Assistant State's Attorney/Chris Allen	1,950	50%	\$64.43	\$6,2819.25
States Attorney Secretary/Kelly Moore	1,950	10%	\$37.92	\$7,394.40
Environmental Programs Manager/Betty Croissant	1,950	25%	\$39.88	\$19,441.50
Environmental Educator	1500	75%	\$20.91	\$23,523.75
<b>Total:</b>				<b>\$239,625.30</b>

**B. Fringe Benefits**

Type of Fringe Benefit		Rate (Percentage)	Personnel Cost	Totals
Health Insurance		30%	\$239625.30	\$71,887.59
County Costs		10%	\$239625.30	\$23,962.53
Benefit Time		13%	\$239625.30	\$31,151.29
Subtotal:				

Type of Fringe Benefit	Monthly Cost	Percent Time on Grant	Number of Months	Totals
Subtotal:				
Total:				\$127,001.41

**C. In-Kind Contributions**

Position Title/Name	Estimated Hours	Percent Time on Program	Hourly Rate	Totals
Total:				

**D. Other Direct Costs**

**1. Travel**

Description	Cost per Unit or Mile	Quantity	Totals
Mileage (personal vehicles)	\$0.87	100	\$87.00
Lodging (conferences)	\$145.23	4	\$580.92
Per Diem	\$34.86	4	\$139.44
Fuel (county vehicle)	\$2.79	750	\$2,092.50
Total:			\$2,899.82

**2. Equipment**

**Equipment - Amortized**

Type of Equipment	Cost per Unit	Quantity	Percent Time on Program	Totals
Subtotal:				

**Equipment - Expensed**

Type of Equipment	Cost per Unit	Quantity	Totals
Computers	\$1975.03	2	\$3,950.06
Printer	\$580.89	1	\$580.89
Subtotal:			\$4,230.95
Total:			\$4,530.95

### 3. Supplies

Description	Cost per Month	Number of Months	Totals
Miscellaneous Office (pends, paper, envelopes, folders)	\$29.05	12	\$348.59
Toner-Printer (reports, pictures, brochures)	\$81.32	12	\$975.84
Janitorial Supplies	\$23.22	12	\$278.64
Adobe	\$87.61	12	\$1,051.32
Work Boots	\$405.03	1	\$405.03
Total:			\$3,059.42

### 4. Postage

Description	Cost per Unit	Quantity	Totals
Mail- regular envelopes – inspections, notices	\$0.86	100	\$86.00
Mail (certified – inspections, notices)	\$6.98	40	\$279.20
Mail (large envelopes - reports	\$4.07	80	\$325.60
Quadient postage copier lease	\$34.86	12	\$418.32
Total:			\$1,019.12

### 5. Advertising

Description	Cost per Unit	Quantity	Totals
Total:			

### 6. Computer Charges

Description	Cost per Unit	Quantity	Totals
Total:			

### 7. Telecommunications

Description	Cost per Month	Quantity	Totals
Land phone usage	\$52.34	12	\$628.08
Cell phone usage	\$99.31	12	\$1,191.72
Total:			\$1,819.80

### 8. Office Space and Utilities Costs

Description	Cost per Year	Percent Time on Program	Number of Years	Totals
Occupancy - lease	\$13360.47	100%	1	\$13,360.47
Maintenance – Contractual Building	\$435.67	100%	1	\$435.67
Occupancy – Foley’s	\$3808.04	100%	1	\$3,808.04
Equipment Maintenance contractual – Watts	\$674.48	100%	1	\$647.48
Total:				\$18,278.66

## 9. Vehicle Charges

### Vehicle Charges - Amortized

Description	Cost per Month	Percent Time on Program	Number of Months	Totals
EP Vehicle (2024)	\$920.57	100%	12	\$11,046.84
			Subtotal:	\$11,046.84

**Vehicle Charges - Expensed**

Description	Cost per Unit	Percent Time on Program	Number of Units	Totals
Vehicle Maintenance	\$1,548.66	100%	1	\$1,548.66
Subtotal:				\$1,548.66
Total:				\$12,595.50

**10. Printing**

Description	Cost per Unit	Quantity	Totals
Inspection Reports	\$0.058	4000	\$232.00
Total:			\$232.00

**11. Conference and/or Training Registration**

Description	Cost per Unit	Quantity	Totals
Solid Waste Conference	\$100.00	2	\$200.00
Total:			

**12. Miscellaneous Direct Costs**

Description	Cost per Unit	Quantity	Totals
Illinois Counties Solid Waste Management Membership	\$130.00	1	\$130.00
Contractual Recycling – one day event	\$1,742.67	12	\$20,912.04
Total:			\$21,042.04
<b>Other Direct Costs Total:</b>			\$65,677.31

**Indirect Costs**

Description	Rate (Percentage)	Total Direct Costs	Totals
Miscellaneous Shared Expenses			
Indirect Administration Costs	15%	\$432,304.02	\$64,845.60
Total:			\$64,845.60

\_\_\_\_\_  
Signature of Authorized Representative

\_\_\_\_\_  
Print Name of Authorized Representative and Title

\_\_\_\_\_  
Date

## EXHIBIT D

### Unallowable Costs

- A. Unallowable Costs. Costs which are not reasonable and necessary for completion of the inspection, investigation, or enforcement work required under the Agreement (the "project") are unallowable. Such costs include, but are not limited to:
- a. Area wide planning or enforcement not directly related to the project;
  - b. Bonus payments not legally required for completion of the project;
  - c. Personal injury compensation or damages arising out of the project, whether determined by adjudication, arbitration, negotiation, or otherwise;
  - d. Fines and penalties resulting from violations of, or failure to comply with, federal, State, or local laws;
  - e. Costs outside the scope of the approved inspection, investigation, or enforcement project;
  - f. Interest on bonds or any other form of indebtedness required to finance the project costs;
  - g. Ordinary operating expenses of local government, such as salaries and expenses of a mayor or city council members;
  - h. Site acquisition (for example, sanitary landfills and sludge disposal areas);
  - i. Costs for which payment has been or will be received under another State or federal assistance program;
  - j. Costs of equipment or material procured in violation of applicable law or in violation of the terms of the Agreement;
  - k. Costs of special funds (i.e., industry advancement funds, funds to reimburse bidding costs to unsuccessful offerors, etc.) financed by contractors, contributions in the industry for methods and materials research, public and industry relations, market development, labor-management matters, wage negotiations, jurisdictional disputes, defraying of all or part of unsuccessful offerors bidding costs, or similar purposes;
  - l. Costs that are incurred prior to the commencement of the Agreement;
  - m. Costs that are incurred after the expiration of the term of the Agreement unless the term of the Agreement is extended by the Agency and the unit of local government, and the costs are approved by the Agency;
  - n. Personal and professional consultant services costs arising under a cost-plus-percentage-of-cost type of agreement (including the multiplier contract where profit is included in the multiplier);

- o. Personal and professional consultant services costs when the Agency, the Auditor General, the Executive Inspector General, the Attorney General, or their respective officers, officials, employees, authorized representatives or agents have been refused access to the books and records of the contractor or subcontractor as required under the Agreement;
- p. Increases in personal and professional consultant services contract fees which are based solely on a percentage of increased project costs notwithstanding the contractual liabilities of the unit of local government under such contract;
- q. Out-of-state-travel;
- r. Attending conferences (not including attending meetings in accordance with the Agreement such as attending EDG meetings, other meetings with IEPA, or meetings required to perform the project);
- s. Lobbying; and
- t. Indirect costs, except as approved by IEPA in writing.

B. Definitions. As used in this Exhibit C, the following words and terms shall have the meanings below:

- a. "Unit of local government" means the County, City, or Solid Waste Management Agency that has entered into an Intergovernmental Delegation Agreement with IEPA to perform inspection, investigation, and enforcement activities on behalf of IEPA as therein provided.
- b. "Agreement" means the Intergovernmental Delegation Agreement between the unit of local government and IEPA for the performance of inspection, investigation, and enforcement activities.
- c. "Indirect costs" men those costs incurred for a common or joint purpose but benefiting more than one cost objective, and not readily identifiable to the cost objectives specifically benefited.

C. Disputes and Determination regarding Allowable Costs.

The unit of local government shall seek to resolve any questions relating to the allowance or allocation of costs at its earliest opportunity (if possible, prior to execution of the Agreement). Final determinations by the Agency concerning whether costs are allowable and the amount of the costs allowed shall be final.

Recommendation to Approve an Intergovernmental Delegation Agreement Between the Illinois Environmental Protection Agency and St. Clair County for a Joint and Cooperative Inspection Program.

REVIEWED BY:

State's Attorney's Office

Director of Administration

*John K. Lauer*  
*John W. Denny*  
*Ruth Hill*  
*H. Eustace*  
*Marty C. [unclear]*

ENVIRONMENT COMMITTEE

*[Signature]*  
*Marty C. [unclear]*  
*[Signature]*  
*Richard [unclear]*  
*Jeanne [unclear]*  
*[Signature]*

FINANCE COMMITTEE

*[Signature]*



## *Andrew Lopinot, St. Clair County Treasurer*

St. Clair County Bldg.  
10 Public Square  
Belleville, IL 62220-1623

<http://www.scctreasurer.com>  
[treasurer@co.st-clair.il.us](mailto:treasurer@co.st-clair.il.us)  
P: (618) 825-2707 F: (618) 825-2274

February 13, 2026

Honorable Mark A. Kern, Chairman  
St. Clair County Board  
10 Public Sq.  
Belleville, IL 62220

Re: January Funds Invested

Attached is a report of funds invested as of January 31, 2026.

Respectfully,

A handwritten signature in cursive script, appearing to read "Andrew Lopinot".

Andrew Lopinot  
St. Clair County Treasurer



**Investment Pool #1**  
**Investments by All Types**  
**Active Investments**  
**January 31, 2026**

St. Clair County

9-b-1

CUSIP	Investment #	Pool	Issuer	Par Value	Purchase Price	Book Value	Current Rate	Maturity Date	Call Date	Call Price
<b>Certificates of Deposit</b>										
4756	15083	1	First Federal Savings Bank	386,000.00	100.0000000	386,000.00	4.330	02/15/2026		
0320A	15692	1	First Federal Savings Bank	1,000,000.00	100.0000000	1,000,000.00	4.000	03/23/2026		
4764A	16121	1	First Federal Savings Bank	250,000.00	100.0000000	250,000.00	3.500	09/13/2026		
4913A	16122	1	First Federal Savings Bank	279,000.00	100.0000000	279,000.00	3.500	09/14/2026		
2132.3	16257	1	First Federal Savings Bank	100,014.79	100.0000000	100,014.79	3.850	12/24/2026		
4749-2	16282	1	First Federal Savings Bank	330,036.16	100.0000000	330,036.16	3.850	01/08/2027		
4962-2	16283	1	First Federal Savings Bank	205,000.00	100.0000000	205,000.00	3.850	01/18/2027		
5720-2	16284	1	First Federal Savings Bank	115,009.45	100.0000000	115,009.45	3.850	01/26/2027		
32082BGH6	15758	1	1st Merchants Bank	245,000.00	100.0000000	245,000.00	4.000	10/12/2027		
0183A	16120	1	1st National Bank of Waterloo	72,000.00	100.0000000	72,000.00	3.850	09/10/2026		
4156-2	16285	1	1st National Bank of Waterloo	10,000.00	100.0000000	10,000.00	3.800	07/20/2027		
02589AH39	15756	1	AMERICAN EXPRES	245,000.00	100.0000000	245,000.00	4.000	04/09/2027		
06051XM74	16195	1	Bank of America	245,215.99	100.0000000	245,215.99	3.454	11/05/2027		
06654BGY1	15761	1	BANKWELL BK NEW CANAAN CONN	245,000.00	100.0000000	245,000.00	4.000	04/10/2026		
16514OBY2	15755	1	CHESSAPEAKE BK KILMARNOCK VA	245,000.00	100.0000000	245,000.00	4.000	04/09/2027		
20367GBZ1	16255	1	COMMUNITY COMMERCE BANK	249,702.02	100.0000000	249,702.02	3.950	12/30/2027		
22209WAS1	15759	1	COULTEE BK LA GROSEE WIS CD	245,000.00	100.0000000	245,000.00	3.950	04/09/2027		
27002YHN9	15767	1	Eaglebank	245,000.00	100.0000000	245,000.00	4.050	04/17/2028		
37149CBJ5	15764	1	GENERATIONS BK ROGERS ARK CD	245,000.00	100.0000000	245,000.00	4.350	04/17/2030		
38151PEE7	16239	1	Goldman Sachs Bank	245,680.02	100.0000000	245,680.02	3.555	12/17/2027		
396916AC2	15732	1	GREENWAY BK VAN WERT OHIO	245,000.00	100.0000000	245,000.00	4.350	04/03/2028		
45332WDZ3	16286	1	INBANK	245,513.20	100.0000000	245,513.20	3.341	01/10/2028		
45906AET0	16254	1	INTERNATIONAL BANK OF CHICAGO	249,701.92	100.0000000	249,701.92	3.404	12/30/2027		
58958POD9	15763	1	Merridian Bank	245,000.00	100.0000000	245,000.00	4.000	10/09/2026		
59013LEK6	16196	1	Merrick Bank	249,571.66	100.0000000	249,571.66	3.481	11/10/2027		
61778EHT1	16194	1	MORGAN STAN	245,680.43	100.0000000	245,680.43	3.505	11/05/2027		
70322NAL7	15757	1	PATHWAY BK CAIRO NEB CD CLL	245,000.00	100.0000000	245,000.00	4.200	04/09/2027		
897926BF7	15762	1	TRUIST BANK	245,000.00	100.0000000	245,000.00	4.450	04/10/2030		
90355GD94	16240	1	UBS BK USA	249,700.79	100.0000000	249,700.79	3.554	12/17/2027		
92644MAC4	15760	1	VICTORY BK LUBBOCK TEX	245,000.00	100.0000000	245,000.00	4.200	04/09/2027		
			<b>Subtotal</b>	<b>7,667,826.43</b>		<b>7,667,826.43</b>				

Brokered CD

Data Updated: ~REPORT~: 02/18/2026 10:58  
 Run Date: 02/18/2026 - 10:59

Investment Pool #1  
Investments by All Types  
January 31, 2026

CUSIP	Investment #	Pool	Issuer	Par Value	Purchase Price	Book Value	Current Rate	Maturity Date	Call Date	Call Price
<b>Brokered CD</b>										
9450	15170	1	First Bank of Ohio	227,000.00	100.00000000	227,000.00	5.000	05/29/2026		
34966-1	16253	1	1st Capital Bank	234,200.00	100.00000000	234,200.00	3.361	12/22/2027		
32026U2W5	14936	1	First Fndtn Bk	240,000.00	100.00000000	240,000.00	5.050	10/29/2027		
32114VCL9	14900	1	FIRST NATL BK OF MI KALAMAZOO	240,000.00	100.00000000	240,000.00	4.500	09/15/2028		
320110YF93	14912	1	FIRST NATL BK AMER EAST LANS	240,000.00	100.00000000	240,000.00	4.500	09/28/2027		
02357PAG4	15066	1	Amerasis Bk Flushing NY	245,000.00	100.00000000	245,000.00	4.000	02/15/2029		
021519ACK1	15065	1	American Cornl Bk & Tr	245,000.00	99.74600000	244,623.96	3.900	02/09/2029		
02589AGT3	15670	1	AMERICAN EXPRES	245,000.00	100.00000000	245,000.00	4.250	03/06/2028		
228	16000	1	AMERICAN STATE BANK	249,000.00	100.2122570	249,302.98	3.954	12/11/2026		
9923	15999	1	ANDERSON BROS BANK	249,000.00	100.2134016	249,275.38	4.003	12/11/2026		
061785FLO	14913	1	BANK DEERFIELD WIS	240,000.00	100.00000000	240,000.00	4.850	09/25/2026		
062119BU5	14744	1	BANK FIVE NINE OCONOMOWIC WIS	245,000.00	100.00000000	245,000.00	4.400	05/12/2027		
3178	15220	1	BANK OF HOUSTON	227,900.00	100.00000000	227,900.00	4.297	10/05/2026		
09070LAX7	15667	1	BIFFUS ST BK HUNTINGTON	245,000.00	100.00000000	245,000.00	4.500	03/06/2028		
21805-1	16246	1	FIRST STATE BANK OF DEQUEEN	240,800.00	100.00000000	240,800.00	3.767	12/18/2026		
33686	16243	1	Bank Haposalim BM	241,200.00	100.00000000	241,200.00	3.550	12/18/2026		
05600XQB9	14751	1	BMO Harris Bank	245,000.00	100.00000000	245,000.00	4.600	05/08/2026		
05580A3F9	14897	1	BMW Bank of N. America	240,000.00	100.00000000	240,000.00	4.700	09/15/2027		
05584CJR8*	14885	1	BNY MELLON	240,000.00	100.00000000	240,000.00	4.900	09/28/2026		
1373	16245	1	BOM BANK	241,000.00	100.00000000	241,000.00	3.664	12/18/2026		
15118RH91	14904	1	Celtic Bank	240,000.00	100.00000000	240,000.00	4.850	09/21/2026		
152577CT7	15679	1	CENTRAL BK LITTLE ROCK ARK	245,000.00	100.00000000	245,000.00	4.550	03/08/2030		
12527CKD3	15685	1	CFG Community Bank	245,000.00	100.00000000	245,000.00	4.450	03/14/2029		
12547CBF4	14749	1	CIBC BK USA	245,000.00	100.00000000	245,000.00	4.450	05/14/2027		
33306	15221	1	CIBC BK USA	227,800.00	100.00000000	227,800.00	4.321	10/05/2026		
501798UY6	14881	1	LCA BK CORP PK CITY UTAH	240,000.00	100.00000000	240,000.00	4.750	03/18/2027		
19674	15222	1	THE CITIZENS BANK OF WESTON	227,150.00	100.00000000	227,150.00	4.600	08/28/2026		
30246AGQ5	14892	1	F&M CLARKSVILLE TENN	240,000.00	100.00000000	240,000.00	4.850	09/29/2027		
20056QVK6	14932	1	Commerce Bank	240,000.00	100.00000000	240,000.00	5.000	10/29/2027		
202291AM2	14898	1	COMMERCIAL SVGS BK CARROLL	240,000.00	100.00000000	240,000.00	4.850	09/22/2026		
68588-1	16244	1	CONSUMERS CREDIT UNION	240,800.00	100.00000000	240,800.00	3.769	12/18/2026		
PFM5496	15193	1	CORNERSTONE BANK, NEBRASKA	227,000.00	100.00000000	227,000.00	5.050	06/05/2026		
58410	16249	1	CROSS RIVER BANK	234,200.00	100.00000000	234,200.00	3.360	12/22/2027		
23204HPE2	14931	1	Customers Bank	240,000.00	100.00000000	240,000.00	4.950	10/27/2028		
34444	16001	1	Customers Bank	249,936.76	94.3438652	241,821.21	4.052	12/08/2026		
32022RVV6*	14888	1	1ST FINL BK USA DAKOTA DUNES	240,000.00	100.00000000	240,000.00	5.100	03/27/2026		
2546734U7	14750	1	Discover Bank	245,000.00	100.00000000	245,000.00	4.450	05/10/2027		
14769	15095	1	Dmb Community Bank, De Forest	227,000.00	100.00000000	227,000.00	4.980	02/26/2026		

Data Updated: ~REPORT~: 02/18/2026 10:58

Run Date: 02/18/2026 - 10:59

Investment Pool #1  
Investments by All Types  
January 31, 2026

CUSIP	Investment #	Pool	Issuer	Par Value	Purchase Price	Book Value	Current Rate	Maturity Date	Call Date	Call Price
<b>Brokered CD</b>										
33380	15998	1	Enterprise Bank	244,000.00	100.2105984	244,292.56	3.954	12/10/2026		
31840	15195	1	FINANCIAL FEDERAL SAVINGS BANK	139,000.00	100.0000000	139,000.00	4.900	06/05/2026		
31840-1	15219	1	FINANCIAL FEDERAL SAVINGS BANK	225,350.00	100.0000000	225,350.00	4.850	10/05/2026		
14028	16158	1	FIRST GUARANTY BANK	233,600.00	100.0000000	233,600.00	3.502	10/29/2027		
32065RAN5	14903	1	FIRST KEYSTONE CMNTY BK	240,000.00	100.0000000	240,000.00	5.500	09/21/2028		
3330	15191	1	FIRST NATIONAL BANK MCGREGOR	226,000.00	100.0000000	226,000.00	5.100	06/05/2026		
4185	16005	1	FIRST PRYORITY BANK	249,886.23	94.4029609	241,494.49	4.008	12/22/2026		
28533	16003	1	FIRST BANK OF RICHMOND	244,000.00	100.1485820	244,214.05	4.047	12/18/2026		
33647BAG0	15671	1	FIRST SOUTHWEST BK ALAMOSA	245,000.00	100.0000000	245,000.00	4.550	03/08/2030		
58626-1	16241	1	GBANK	240,700.00	100.0000000	240,700.00	3.761	12/18/2026		
22966-1	16251	1	GBC INTERNATIONAL	234,200.00	100.0000000	234,200.00	3.361	12/22/2027		
38150VR35	15674	1	Goldman Sachs Bank	245,000.00	100.0000000	245,000.00	4.250	03/13/2028		
57922	15190	1	Harmony Bank	227,000.00	100.0000000	227,000.00	4.980	06/05/2026		
41939HCV2*	14894	1	HAVEN SVGS BK HOBOKEN NJ	240,000.00	100.0000000	240,000.00	5.000	10/06/2026		
42237HAH2	14018	1	Heartland Bank	245,000.00	100.0000000	245,000.00	0.850	10/29/2026		
42854BCF6	15668	1	HAWAIIA NATL	245,000.00	100.0000000	245,000.00	4.600	03/04/2030		
XXXXXX8AN8	14022	1	IDABEL NATIONAL BANK	245,000.00	100.0000000	245,000.00	0.850	10/26/2026		
XXXXXX0PAZ8	14035	1	INSTITUTION FOR SAVINGS	245,000.00	100.0000000	245,000.00	1.000	10/28/2026		
1382696	16004	1	IPRIME PMA	573,696.15	96.2301821	565,152.77	3.950	06/24/2026		
16471	15192	1	JP Morgan Chase	245,000.00	100.0000000	245,000.00	1.050	10/29/2026		
19889	16252	1	KENDALL BANK, OVERLAND PARK, KS	227,000.00	100.0000000	227,000.00	5.000	06/05/2026		
85508VAM1*	14890	1	KS STATE BANK	233,100.00	100.0000000	233,100.00	3.607	12/22/2027		
253	16250	1	STAR BK MAPLE LAKE MINN	240,000.00	100.0000000	240,000.00	4.700	09/29/2027		
56035JBB4	14934	1	Luana Savings Bank	234,000.00	100.0000000	234,000.00	3.400	12/22/2027		
XXXXXXABH8	14016	1	Mainstreet Community Bank	240,000.00	100.0000000	240,000.00	5.000	11/01/2027		
XXXXXXDLWA	14023	1	MALAGA BANK	245,000.00	100.0000000	245,000.00	0.800	10/29/2026		
15873	15194	1	Medallion Bank	245,000.00	100.0000000	245,000.00	1.000	10/28/2026		
60425SKC2	14746	1	MILLEGEVILLE STATE BANK IL	227,000.00	100.0000000	227,000.00	4.950	06/05/2026		
61768ETD5	14748	1	Minwest Bank	245,000.00	100.0000000	245,000.00	4.400	11/09/2026		
6190U5T3	14747	1	MORGAN STANLEY	245,000.00	100.0000000	245,000.00	4.600	05/10/2027		
34221	16002	1	MORGAN STAN	245,000.00	100.0000000	245,000.00	4.600	05/10/2027		
46091MAM6*	14889	1	MORGAN STAN	244,000.00	100.2100697	244,299.31	4.104	12/18/2026		
XXXXXXKAY7A	14076	1	INVESTAR BANK NATIONAL ASSN	240,000.00	100.0000000	240,000.00	5.050	03/30/2026		
34860	16238	1	NEUNET BK DRAPER UTAH	245,000.00	100.0000000	245,000.00	1.750	03/02/2026		
677721DF6	14937	1	NEW REPUBLIC BANK	237,300.00	100.0000000	237,300.00	3.586	06/03/2027		
682325JFJ9	15666	1	OHO VALLEY BK	240,000.00	100.0000000	240,000.00	5.100	11/03/2026		
06424QDT1*	14887	1	ONE COMNTY BK ORE WIS BANK OF MO PERRYVILLE	245,000.00 240,000.00	100.0000000 100.0000000	245,000.00 240,000.00	4.200 4.800	02/28/2030 09/28/2027		

Investment Pool #1  
Investments by All Types  
January 31, 2026

CUSIP	Investment #	Pool	Issuer	Par Value	Purchase Price	Book Value	Current Rate	Maturity Date	Call Date	Call Price
<b>Brokered CD</b>										
XXXXXXFEG3	14010	1	POPPY BANK	245,000.00	100.00000000	245,000.00	0.650	04/22/2026		
73317ACL4	14886	1	POPULAR BK NEW YORK BRH	240,000.00	100.00000000	240,000.00	4.950	09/17/2026		
33539-1	16006	1	Preferred Bank LA Calif	249,000.00	100.1410602	249,212.80	4.053	12/30/2026		
75887BAV8	15665	1	REGENT BK TULSA OKLA	245,000.00	100.00000000	245,000.00	4.600	02/22/2030		
78011KCN6	15684	1	ROYAL BUSINESS BK	245,000.00	100.00000000	245,000.00	4.150	03/13/2026		
57993-2025	16157	1	SERVIS FIRST BANK	240,800.00	100.00000000	240,800.00	3.769	10/16/2026		
58534-1	16247	1	SOLERA NATIONAL BANK	240,900.00	100.00000000	240,900.00	3.686	12/18/2026		
84223QAU1*	14883	1	SOUTHERN BANKCORP BK ARK	245,000.00	100.00000000	240,000.00	4.900	10/05/2026		
843879GT8	15677	1	SOUTHERN STS BK ANNISTON AL	245,000.00	100.00000000	245,000.00	4.150	03/22/2027		
XXXXXX3UB7	14008	1	State Bank of India	245,000.00	100.00000000	245,000.00	1.100	10/19/2026		
8562833E9	14895	1	State Bank of India	240,000.00	100.00000000	240,000.00	4.900	09/15/2026		
27074-1	16248	1	STATE BANK OF TEXAS	241,300.00	100.00000000	241,300.00	3.542	12/18/2026		
57703-1	16242	1	T BANK NATIONAL	240,800.00	100.00000000	240,800.00	3.723	12/18/2026		
35518	15218	1	THE FEDERAL SAVINGS BANK	226,700.00	100.00000000	226,700.00	4.448	10/05/2026		
58716	16156	1	THRD COAST BANK	241,200.00	100.00000000	241,200.00	3.608	10/16/2026		
XXXXMLY5	14025	1	Toyota Financial Savings	245,000.00	100.00000000	245,000.00	1.050	10/28/2026		
89846HEA7	15675	1	TRUXTON TR CO NASHVILLE TENN	226,300.00	100.00000000	226,300.00	4.532	10/05/2026		
57825	15217	1	TRUXTON TRUST COMPANY	245,000.00	100.00000000	245,000.00	1.000	10/20/2026		
XXXXXXJU99	14009	1	UBS BK USA	245,000.00	100.00000000	245,000.00	4.050	03/19/2027		
909242BZ1	15672	1	UNITED REP BK OMAHA NEB	245,000.00	100.00000000	245,000.00	4.450	05/12/2027		
91527PBX4	14745	1	UNIVEST NATL BK TR SOUDERTON	240,000.00	100.00000000	240,000.00	5.050	11/01/2027		
949764HD9	14933	1	Wells Fargo Bank	240,000.00	100.00000000	240,000.00	3.660	10/16/2026		
57512-2025	16155	1	WESTERN ALLIANCE	241,100.00	100.00000000	241,100.00				
<b>Subtotal</b>				<b>24,021,919.14</b>		<b>23,998,089.51</b>				

**Federal Agency Coupon Securities**

31424WK50	16028	1	FED AGRICULT	45,000.00	99.79500000	44,910.87	5.920	07/16/2040		
31424WK50	16040	1	FED AGRICULT	25,000.00	99.79500000	24,950.48	5.920	07/16/2040		
31424WK50	16053	1	FED AGRICULT	225,000.00	99.87000000	224,717.12	5.920	07/16/2040		
31424WK50	16064	1	FED AGRICULT	225,000.00	99.87000000	224,717.12	5.920	07/16/2040		
3133ENRG7	14104	1	Federal Farm Credit Bank	3,500,000.00	100.00000000	3,500,000.00	2.220	03/10/2028		
3133EREB3	15185	1	Federal Farm Credit Bank	12,000,000.00	100.28505000	12,020,115.39	4.500	05/09/2028		
3133ETKR7	16007	1	Federal Farm Credit Bank	3,500,000.00	100.00000000	3,500,000.00	4.640	06/10/2030		
3133ETYE1	16116	1	Federal Farm Credit Bank	60,000.00	99.75000000	59,853.40	5.440	09/17/2040		100.00000000
3133ETYE1	16150	1	Federal Farm Credit Bank	95,000.00	99.75000000	94,767.88	5.440	09/17/2040		100.00000000
3133EWA2	16265	1	Federal Farm Credit Bank	40,000.00	99.72000000	39,888.06	5.340	01/22/2041		100.00000000
3133ERTY9	16267	1	Federal Farm Credit Bank	75,000.00	99.98600000	74,989.51	5.490	09/19/2039		

Portfolio CINV

AP

Investment Pool #1  
Investments by All Types  
January 31, 2026

CUSIP	Investment #	Pool	Issuer	Par Value	Purchase Price	Book Value	Current Rate	Maturity Date	Call Date	Call Price
<b>Federal Agency Coupon Securities</b>										
XXXXXXNJT8	13978	1	Federal Home Loan Bank	2,600,000.00	100.00000000	2,600,000.00	0.900	08/26/2026		
3130B2LK9	15282	1	Federal Home Loan Bank	20,000.00	100.00000000	20,000.00	5.600	09/12/2039		
3130B2N92	15283	1	Federal Home Loan Bank	20,000.00	100.00000000	20,000.00	5.550	09/12/2039		
3130B2JT0	15339	1	Federal Home Loan Bank	3,022,727.28	99.70011100	3,015,973.58	4.300	09/26/2029		
3130B4ET4	15541	1	Federal Home Loan Bank	200,000.00	100.00000000	200,000.00	5.000	12/30/2033	12/30/2027	100.00000000
3130B2N92	16080	1	Federal Home Loan Bank	100,000.00	99.67000000	99,679.55	5.550	09/12/2039		
3130B2N92	16096	1	Federal Home Loan Bank	40,000.00	99.67000000	39,871.82	5.550	09/12/2039		
3130B8HL9	16175	1	Federal Home Loan Bank	100,000.00	100.00000000	100,000.00	5.500	11/26/2041	05/26/2026	100.00000000
3130B8HL9	16190	1	Federal Home Loan Bank	100,000.00	100.00000000	100,000.00	5.500	11/26/2041	05/26/2026	100.00000000
3130B8Q08	16205	1	Federal Home Loan Bank	100,000.00	100.00000000	100,000.00	5.550	12/05/2040	03/05/2026	100.00000000
3130B8Q08	16206	1	Federal Home Loan Bank	100,000.00	100.00000000	100,000.00	5.550	12/05/2040	03/05/2026	100.00000000
3130B8Q08	16211	1	Federal Home Loan Bank	40,000.00	99.99500000	39,998.02	5.550	12/05/2040	03/05/2026	100.00000000
3130B8Q08	16225	1	Federal Home Loan Bank	100,000.00	100.00000000	100,000.00	5.550	12/05/2040	03/05/2026	100.00000000
3130B7MF8	16262	1	Federal Home Loan Bank	30,000.00	99.92000000	29,976.05	5.450	09/17/2038	09/17/2026	100.00000000
3130B8LU4	16266	1	Federal Home Loan Bank	25,000.00	99.97100000	24,992.75	5.390	11/26/2040	02/26/2026	100.00000000
3134HBLR0	15766	1	Federal Home Loan Mge	3,165,000.00	99.62518966	3,154,924.25	4.000	04/29/2030	04/29/2026	100.00000000
3134HCPX1	16279	1	Federal Home Loan Mfg Corp	1,170,000.00	99.7255128	1,166,792.07	3.800	01/29/2031		
3134HCQK8	16280	1	Federal Home Loan Mfg Corp	1,170,000.00	100.00000000	1,170,000.00	4.125	01/21/2031	10/21/2026	100.00000000
3135GAUX7	15296	1	Federal National Mfg Assn	6,750,000.00	99.8000889	6,740,221.74	4.000	09/11/2029	03/11/2026	100.00000000
3136GAK73	16048	1	Federal National Mfg Assn	1,300,000.00	99.8504615	1,298,267.68	4.250	07/15/2030	04/15/2026	100.00000000
3136GASR4	16073	1	Federal National Mfg Assn	1,800,000.00	99.80000000	1,796,710.00	4.000	08/26/2030	02/26/2026	100.00000000
3136GASX8	16119	1	Federal National Mfg Assn	1,600,000.00	100.00000000	1,600,000.00	3.750	09/18/2030	09/18/2026	100.00000000
3136GCCJ2	16233	1	Federal National Mfg Assn	3,350,000.00	100.00000000	3,350,000.00	4.000	12/24/2030	06/24/2026	100.00000000
3134H8K88	15765	1	FREDDIE MAC	1,000,000.00	99.37500000	994,736.11	4.000	04/17/2030		
3134HB7C9	16197	1	FREDDIE MAC	8,600,000.00	99.8450698	8,587,216.36	4.000	11/18/2030	05/18/2026	100.00000000
<b>Subtotal</b>				<b>56,292,727.28</b>		<b>56,258,269.81</b>				

**Treasury Coupon Securities**

91282CNP2	16078	1	Commerce Bank	250,000.00	100.2695320	250,512.19	3.875	07/31/2027		
91282CPL9	16237	1	Commerce Bank	250,000.00	99.6875000	249,261.91	3.375	11/30/2027		
912810TT5	14923	1	U.S. Treasury	10,000.00	86.3789000	8,742.43	4.125	08/15/2053		
912810TT5	14924	1	U.S. Treasury	10,000.00	86.2539000	8,730.89	4.125	08/15/2053		
912810TT5	14925	1	U.S. Treasury	10,000.00	86.0710000	8,713.88	4.125	08/15/2053		
912810TT5	14926	1	U.S. Treasury	10,000.00	85.1960000	8,633.09	4.125	08/15/2053		
912810TT5	14927	1	U.S. Treasury	10,000.00	84.9617000	8,611.46	4.125	08/15/2053		
912810TT5	15093	1	U.S. Treasury	5,000.00	94.4504000	4,740.87	4.125	08/15/2053		
912810TT5	15132	1	U.S. Treasury	5,000.00	91.1560000	4,585.03	4.125	08/15/2053		

Data Updated: ~REPORT~: 02/18/2026 10:58  
Run Date: 02/18/2026 - 10:59

Investment Pool #1  
Investments by All Types  
January 31, 2026

CUSIP	Investment #	Pool	Issuer	Par Value	Purchase Price	Book Value	Current Rate	Maturity Date	Call Date	Call Price
<b>Treasury Coupon Securities</b>										
912810TT5	15156	1	U.S. Treasury	5,000.00	90.6078000	4,557.33	4.125	08/15/2033		
912810TT5	15353	1	U.S. Treasury	2,000.00	91.6810000	1,840.59	4.125	08/15/2033		
912810TT5	15355	1	U.S. Treasury	3,000.00	91.7166667	2,761.83	4.125	08/15/2033		
912810UE6	15443	1	U.S. Treasury	29,000.00	96.4870000	28,019.29	4.500	11/15/2054		
912810UE6	15463	1	U.S. Treasury	25,000.00	96.5468800	24,168.74	4.500	11/15/2054		
912810UE6	15520	1	U.S. Treasury	25,000.00	95.1406400	23,829.90	4.500	11/15/2054		
912810UE6	15663	1	U.S. Treasury	5,000.00	97.4754000	4,877.42	4.500	11/15/2054		
912810UG1	15777	1	U.S. Treasury	2,000.00	100.5680000	2,011.05	4.625	02/15/2056		
912810UG1	15811	1	U.S. Treasury	50,000.00	97.0078200	48,544.66	4.625	02/15/2056		
912810UG1	15812	1	U.S. Treasury	50,000.00	95.9589800	48,034.53	4.625	02/15/2056		
912810UG1	15916	1	U.S. Treasury	5,000.00	96.5933000	4,834.29	4.625	02/15/2056		
912810UG1	15923	1	U.S. Treasury	10,000.00	95.5897500	9,570.52	4.625	02/15/2056		
912810UG1	15924	1	U.S. Treasury	8,000.00	95.4840000	7,648.17	4.625	02/15/2056		
912810UG1	16037	1	U.S. Treasury	14,000.00	93.5625000	13,115.35	4.625	02/15/2056		
912810UG1	16178	1	U.S. Treasury	10,000.00	98.8835000	9,889.28	4.625	02/15/2056		
912810UG1	16181	1	U.S. Treasury	4,000.00	98.1430000	3,926.32	4.625	02/15/2056		
9128CEV9-IG	14327	1	U.S. Treasury	25,000.00	102.6710000	25,329.51	3.250	06/30/2029		
IG9182CEV9	14388	1	U.S. Treasury	50,000.00	94.0254000	48,478.86	3.250	06/30/2029		
IG-91282CEV9A	14406	1	U.S. Treasury	25,000.00	93.7337200	24,200.78	3.250	06/30/2029		
IG91282CEV9B	14407	1	U.S. Treasury	25,000.00	93.3580000	24,154.25	3.250	06/30/2029		
IG91282CFB2A	14432	1	U.S. Treasury	50,000.00	93.4910000	48,980.72	3.250	07/31/2027		
IG-91282CEV9	14434	1	U.S. Treasury	50,000.00	94.4210000	48,580.16	3.250	06/30/2029		
9128CDY4	14714	1	U.S. Treasury	20,000.00	87.7715000	18,322.62	1.875	02/15/2032		
9128CDY4	14762	1	U.S. Treasury	5,000.00	86.9835000	4,550.70	1.875	02/15/2032		
91282CDY4-GC	14764	1	U.S. Treasury	25,000.00	85.6710000	22,521.54	1.875	02/15/2032		
91282CDY4	14776	1	U.S. Treasury	8,000.00	85.8563750	7,213.95	1.875	02/15/2032		
91282CDY4	14777	1	U.S. Treasury	5,000.00	85.7398000	4,502.31	1.875	02/15/2032		
91282CDY4	14778	1	U.S. Treasury	12,000.00	85.6510000	10,795.45	1.875	02/15/2032		
91282CHC8	14822	1	U.S. Treasury	8,000.00	94.6443000	7,681.11	3.375	05/15/2033		
91282CHC8	14825	1	U.S. Treasury	10,000.00	94.2906500	9,574.96	3.375	05/15/2033		
91282CHC8	14861	1	U.S. Treasury	10,000.00	91.4851000	9,357.09	3.375	05/15/2033		
91282CHC8	14862	1	U.S. Treasury	90,000.00	91.2280000	84,032.35	3.375	05/15/2033		
91282CHC8	14921	1	U.S. Treasury	20,000.00	89.7969000	18,453.99	3.375	05/15/2033		
91282CHC8	15059	1	U.S. Treasury	12,000.00	94.4843900	11,482.94	3.375	05/15/2033		
91282CKK6*	15127	1	U.S. Treasury	250,000.00	99.7773440	249,932.90	4.875	04/30/2026		
91282CLB5	15258	1	U.S. Treasury	250,000.00	100.6640000	250,416.16	4.375	07/31/2026		
91282CMA6	15439	1	U.S. Treasury	50,000.00	98.8125000	49,540.39	4.125	11/30/2029		
91282CLZ2	15440	1	U.S. Treasury	50,000.00	97.7497200	49,055.88	4.125	11/30/2031		

Investment Pool #1  
Investments by All Types  
January 31, 2026

CUSIP	Investment #	Pool	Issuer	Par Value	Purchase Price	Book Value	Current Rate	Maturity Date	Call Date	Call Price
<b>Treasury Coupon Securities</b>										
91282CLW9	15442	1	US TREASURY	40,000.00	97.5859400	39,143.30	4.250	11/15/2034		
91282CLW9	15462	1	US TREASURY	25,000.00	97.9062400	24,535.22	4.250	11/15/2034		
91282CLY5	15498	1	US TREASURY	250,000.00	99.9495000	249,946.07	4.250	11/30/2026		
91282CMA6	15517	1	US TREASURY	25,000.00	98.5240800	24,713.43	4.125	11/30/2029		
91282CLZ2	15518	1	US TREASURY	25,000.00	97.5153600	24,477.54	4.125	11/30/2031		
91282CLW9	15519	1	US TREASURY	25,000.00	97.1250000	24,361.27	4.250	11/15/2034		
91281OUE6	15576	1	US TREASURY	1,000.00	93.2890000	935.25	4.500	11/15/2054		
91281OUE6	15577	1	US TREASURY	15,000.00	92.3906000	13,898.81	4.500	11/15/2054		
91282CMM1	15640	1	US TREASURY	250,000.00	99.6992200	249,614.49	4.125	01/31/2027		
91282CDY4	15801	1	US TREASURY	75,000.00	85.8864533	65,671.35	1.875	02/15/2032		
91282CDY4	15802	1	US TREASURY	25,000.00	85.9489600	21,904.22	1.875	02/15/2032		
91282CHC8	15804	1	US TREASURY	75,000.00	93.3490000	70,512.77	3.375	05/15/2033		
91282CMA6	15805	1	US TREASURY	100,000.00	100.5070000	100,418.16	4.125	11/30/2029		
91282CLZ2	15806	1	US TREASURY	75,000.00	99.3747333	74,588.48	4.125	11/30/2031		
91282CLW9	15810	1	US TREASURY	75,000.00	98.5000000	73,970.30	4.250	11/15/2034		
91282CLW9	15922	1	US TREASURY	10,000.00	98.8125000	9,890.94	4.250	11/15/2034		
91282CDY4	15931	1	US TREASURY	8,000.00	86.2850000	7,027.60	1.875	02/15/2032		
91282CLZ2	15965	1	US TREASURY	20,000.00	99.2958000	19,874.70	4.125	11/30/2031		
91282CDY4	15966	1	US TREASURY	17,000.00	85.6970000	14,822.31	1.875	02/15/2032		
91282CLZ2	15970	1	US TREASURY	10,000.00	98.7730000	9,890.43	4.125	11/30/2031		
91282CLW9	15972	1	US TREASURY	9,000.00	98.0700000	8,839.13	4.250	11/15/2034		
91282CLW9	15973	1	US TREASURY	16,000.00	97.4785000	15,626.26	4.250	11/15/2034		
91282CMA6	15980	1	US TREASURY	250,000.00	99.5507800	249,289.47	3.750	04/30/2027		
91281OUP1	16221	1	US TREASURY	10,000.00	98.2148000	9,822.48	4.625	11/15/2055		
91281OUQ9	16224	1	US TREASURY	5,000.00	98.6798000	4,934.53	4.625	11/15/2045		
91281OUQ9	16226	1	US TREASURY	1,000.00	98.5230000	985.34	4.625	11/15/2045		
91281OUQ9	16273	1	US TREASURY	25,000.00	97.9140800	24,479.38	4.625	11/15/2045		
91281OUQ9	16277	1	US TREASURY	23,000.00	97.0156522	22,314.64	4.625	11/15/2045		
<b>Subtotal</b>				<b>3,342,000.00</b>		<b>3,273,807.51</b>				
<b>CORPORATE NOTE</b>										
90131HBC8	15366	1	21ST CENTURY FO	10,000.00	108.5350000	10,606.50	7.625	11/30/2028		
31677AAB0	15946	1	FIFTH THIRD BANK	400,000.00	98.9670000	399,457.29	3.850	03/15/2028		
00507VAK5	14944	1	Activision Blizza	25,000.00	94.1000000	24,671.24	3.400	09/15/2026		
008252AR9	16089	1	AFFILIATED MANAGE	4,000.00	103.3270000	4,127.57	5.500	08/20/2034		
008252AR9	16092	1	AFFILIATED MANAGE	5,000.00	102.4790000	5,119.11	5.500	08/20/2034		
008252AR9	16097	1	AFFILIATED MANAGE	5,000.00	102.4790000	5,119.11	5.500	08/20/2034		

Data Updated: -REPORT-: 02/18/2026 10:58

Run Date: 02/18/2026 - 10:59

Portfolio CINV

AP

AT (PRF\_DT) 7.3.11  
Report Ver 7.3.11

Investment Pool #1  
Investments by All Types  
January 31, 2026

CUSIP	Investment #	Pool	Issuer	Par Value	Purchase Price	Book Value	Current Rate	Maturity Date	Call Date	Call Price
<b>CORPORATE NOTE</b>										
008252AR9	16107	1	AFFILIATED MANAGE	8,000.00	103.3270000	8,255.14	5.500	08/20/2034		
008252AR9	16108	1	AFFILIATED MANAGE	20,000.00	103.2420000	20,621.75	5.500	08/20/2034		
008252AR9	16207	1	AFFILIATED MANAGE	25,000.00	101.8780000	25,461.85	5.500	08/20/2034		
001055BK7	15120	1	AFLAC Inc	100,000.00	92.2730000	99,509.40	1.125	03/15/2026		
02209SBS1	15618	1	ALTRIA GROUP, INC	13,000.00	100.2590000	13,022.60	4.875	02/04/2028	01/04/2028	100.0000000
02209SBS1	15619	1	ALTRIA GROUP, INC	50,000.00	100.1120000	50,037.77	4.875	02/04/2028	01/04/2028	100.0000000
02209SBV4	16093	1	ALTRIA GROUP, INC	9,000.00	100.8810000	9,076.50	5.250	08/06/2035	05/06/2035	100.0000000
02209SBV4	16098	1	ALTRIA GROUP, INC	9,000.00	100.8810000	9,076.50	5.250	08/06/2035	05/06/2035	100.0000000
02209SBV4	16274	1	ALTRIA GROUP, INC	100,000.00	100.7330000	100,730.87	5.250	08/06/2035	05/06/2035	100.0000000
02209SBV4	16275	1	ALTRIA GROUP, INC	1,000.00	100.8370000	1,008.35	5.250	08/06/2035	05/06/2035	100.0000000
025816CS6	16074	1	American Express Centurion Bar	100,000.00	97.6680000	98,366.35	2.550	03/04/2027	02/01/2027	100.0000000
04686JAA9	15555	1	ATHENE HOLDING	50,000.00	97.2960000	49,120.01	4.125	01/12/2028		
04686JAA9	15578	1	ATHENE HOLDING	50,000.00	97.2960000	49,120.01	4.125	01/12/2028		
04686JAA9	15611	1	ATHENE HOLDING	25,000.00	98.0360000	24,674.37	4.125	01/12/2028		
04686JAA9	15703	1	ATHENE HOLDING	47,000.00	97.7520000	46,250.36	4.125	01/12/2028		
04686JAA9	15704	1	ATHENE HOLDING	92,000.00	97.4880000	90,360.28	4.125	01/12/2028		
04686JAA9	15917	1	ATHENE HOLDING	68,000.00	97.7520000	66,915.41	4.125	01/12/2028		
04686JAA9	15918	1	ATHENE HOLDING	23,000.00	97.4880000	22,590.07	4.125	01/12/2028		
04686JAA9	16272	1	ATHENE HOLDING	51,000.00	94.7640000	48,346.00	3.500	01/15/2031	10/15/2030	100.0000000
04686JAA9	16276	1	ATHENE HOLDING	20,000.00	94.6780000	18,941.53	3.500	01/15/2031	10/15/2030	100.0000000
04775HCJ4	15615	1	ATLANTA GAS LIGHT	25,000.00	105.6000000	25,834.58	7.300	07/15/2027		
05464HAC4	15375	1	AXIS SPECIALTY FIN	10,000.00	97.2856000	9,829.55	4.000	12/06/2027		
05464HAC4	15382	1	AXIS SPECIALTY FIN	200,000.00	97.3460000	196,688.72	4.000	12/06/2027		
05464HAC4	15556	1	AXIS SPECIALTY FIN	100,000.00	96.8323000	97,976.45	4.000	12/06/2027		
05464HAC4	15579	1	AXIS SPECIALTY FIN	100,000.00	96.8323000	97,976.45	4.000	12/06/2027		
05464HAC4	15819	1	AXIS SPECIALTY FIN	30,000.00	96.8323000	29,511.89	4.000	12/06/2027		
63305L2J1	16177	1	NATL BANK CANADA	6,000.00	97.6610000	6,005.51	5.250	11/21/2029		
06051GFX2	15256	1	Bank of America	100,000.00	98.0870000	99,754.18	3.500	04/19/2026		
06051GXC7	15260	1	Bank of America	125,000.00	98.1000000	123,692.55	4.183	11/25/2027		
06051GGC7	15319	1	Bank of America	10,000.00	98.3770000	9,904.03	4.183	11/25/2027		
06051GGC7	15332	1	Bank of America	10,000.00	98.3770000	9,904.03	4.183	11/25/2027		
06051GGC7	15345	1	Bank of America	27,000.00	98.3770000	26,740.88	4.183	11/25/2027		
06051GGC7	15350	1	Bank of America	12,000.00	98.2230000	11,873.33	4.183	11/25/2027		
06051GGC7	15352	1	Bank of America	5,000.00	98.2870000	4,948.61	4.183	11/25/2027		
06051GGC7	15575	1	Bank of America	5,000.00	98.2230000	4,947.22	4.183	11/25/2027		
06051GGC7	15820	1	Bank of America	35,000.00	98.0000000	34,556.40	4.183	11/25/2027		
06747QM61	15824	1	Barclays Bank	100,000.00	98.0900000	98,678.16	4.183	11/25/2027		
06744CK26	15825	1	Barclays Bank	28,000.00	92.5690000	26,737.53	1.100	04/30/2027		
			Barclays Bank	28,000.00	98.2490000	27,660.86	4.250	11/24/2027		

Data Updated: ~REPORT~ 02/18/2026 10:58

Run Date: 02/18/2026 - 10:59

Investment Pool #1  
Investments by All Types  
January 31, 2026

CUSIP	Investment #	Pool	Issuer	Par Value	Purchase Price	Book Value	Current Rate	Maturity Date	Call Date	Call Price
<b>CORPORATE NOTE</b>										
06747Q889	16142	1	Barclays Bank	29,000.00	88.6000000	25,893.32	2.000	08/02/2030		
06747QJ32	16214	1	Barclays Bank	9,000.00	97.6868889	8,823.16	1.000	09/28/2028		
05556AHR8	16082	1	BBVA GLOBAL SECU	5,000.00	99.8500000	4,992.82	5.400	07/31/2035		
0554T4Q5	16086	1	BBVA GLOBAL SECU	36,000.00	99.7000000	35,896.25	5.200	08/20/2035		
05556AHR8	16101	1	BBVA GLOBAL SECU	5,000.00	99.8500000	4,992.82	5.400	07/31/2035		
08661UAA4	16172	1	BETH ISRAEL DEACONESS MED CTR	25,000.00	94.6202800	23,751.24	2.220	07/01/2028		
08661UAA4	16187	1	BETH ISRAEL DEACONESS MED CTR	25,000.00	94.6202800	23,751.24	2.220	07/01/2028		
055450AH3	15255	1	BHP BILLITON FINANCE	100,000.00	102.7060000	100,148.14	6.420	03/01/2026		
06368LC53	15121	1	Bank of Montreal	100,000.00	99.7400000	99,915.95	5.266	12/11/2026		
06368ECG5	15602	1	Bank of Montreal	55,000.00	89.9750000	51,263.37	1.500	01/28/2028		
06368ECG5	15623	1	Bank of Montreal	100,000.00	89.9750000	93,206.12	1.500	01/28/2028		
06374VK21	15637	1	Bank of Montreal	10,000.00	99.9205000	9,994.53	5.050	02/15/2028		
06376DL3	15697	1	Bank of Montreal	46,000.00	99.9216739	45,973.87	4.750	03/27/2028		
06376DL3	15768	1	Bank of Montreal	17,000.00	99.9216471	16,990.34	4.750	03/27/2028		
06368GD24	15823	1	Bank of Montreal	50,000.00	94.9310000	48,784.89	1.500	10/29/2026	04/29/2026	100.0000000
06367WZ89	16008	1	Bank of Montreal	100,000.00	97.8390000	99,949.51	1.000	02/06/2026		
06368ECG5	16039	1	Bank of Montreal	10,000.00	92.0460000	9,366.33	1.500	01/28/2028		
06376F2S7	16085	1	Bank of Montreal	9,000.00	99.9500000	8,995.84	4.500	09/12/2030	09/12/2027	100.0000000
06368LV2	16152	1	Bank of Montreal	100,000.00	102.6100000	102,242.48	5.203	02/01/2028	01/01/2028	100.0000000
06376CHK5	16176	1	Bank of Montreal	16,000.00	100.1000625	16,015.34	5.250	02/11/2030	02/11/2026	100.0000000
06376CHK5	16193	1	Bank of Montreal	19,000.00	100.1000526	19,018.22	5.250	02/11/2030	02/11/2026	100.0000000
06376J2S9	16216	1	Bank of Montreal	100,000.00	100.0000000	100,000.00	4.600	12/23/2030	12/23/2026	100.0000000
06376J2S9	16229	1	Bank of Montreal	115,000.00	100.0000000	115,000.00	4.600	12/23/2030	12/23/2026	100.0000000
06148VGD0	15951	1	THE BANK OF NO	13,000.00	99.2968462	12,923.36	5.375	01/21/2033		
05565ECW3	15686	1	BMW US CAPITAL LLC	50,000.00	100.3810000	50,136.20	4.750	03/21/2028		
06051GFU8	14858	1	Bank of America	65,000.00	96.8890000	64,926.80	4.450	03/03/2026		
06051GFU8	14941	1	Bank of America	10,000.00	96.3750000	9,986.14	4.450	03/03/2026		
06051GFU8	14945	1	Bank of America	10,000.00	96.3580000	9,986.08	4.450	03/03/2026		
06051GFU8	14961	1	Bank of America	18,000.00	97.8890000	17,984.93	4.450	03/03/2026		
06051GFU8	14965	1	Bank of America	14,000.00	97.8890000	13,988.28	4.450	03/03/2026		
06051GFU8	15046	1	Bank of America	16,000.00	98.7880000	15,992.02	4.450	03/03/2026		
06051GFU8	15107	1	Bank of America	39,000.00	98.7000000	38,977.08	4.450	03/03/2026		
06051GFU8	15114	1	Bank of America	7,000.00	98.7000000	6,995.89	4.450	03/03/2026		
06051GFU8	15128	1	Bank of America	25,000.00	98.6110000	24,983.90	4.450	03/03/2026		
06051GFU8	15130	1	Bank of America	17,000.00	98.7080000	16,989.74	4.450	03/03/2026		
06051GFU8	15131	1	Bank of America	20,000.00	98.6965600	19,987.81	4.450	03/03/2026		
06051GFU8	15140	1	Bank of America	10,000.00	98.2260000	9,991.63	4.450	03/03/2026		
06051GFU8	15152	1	Bank of America	15,000.00	98.4490000	14,988.39	4.450	03/03/2026		

Data Updated: -REPORT-: 02/18/2026 10:58

Run Date: 02/18/2026 - 10:59

Portfolio CINV

AP

AT (PRF DT) 7.3.11

Report Ver: 7.3.11

Investment Pool #1  
Investments by All Types  
January 31, 2026

CUSIP	Investment #	Pool	Issuer	Par Value	Purchase Price	Book Value	Current Rate	Maturity Date	Call Date	Call Price
CORPORATE NOTE										
06051GFU8	15159	1	Bank of America	39,000.00	98.3150000	38,966.88	4.450	03/03/2026		
06051GFU8	15160	1	Bank of America	20,000.00	98.2760000	19,982.62	4.450	03/03/2026		
06051GFU8	15215	1	Bank of America	21,000.00	99.0380000	20,988.72	4.450	03/03/2026		
06051GFU8	15259	1	Bank of America	45,000.00	99.4000000	44,984.76	4.450	03/03/2026		
06051GFU8	15263	1	Bank of America	59,000.00	99.4000000	58,980.02	4.450	03/03/2026		
10373QAE0	16234	1	BP CAP MARKETS AMERICA	100,000.00	100.5640000	100,543.78	4.234	11/06/2028	08/06/2028	100.0000000
11271LAD4	15947	1	BROOKFIELD FINANCIAL INC	25,000.00	100.4490000	25,090.79	4.850	03/29/2029		
11271LAD4	15952	1	BROOKFIELD FINANCIAL INC	15,000.00	100.1170000	15,014.23	4.850	03/29/2029		
11271LAD4	15953	1	BROOKFIELD FINANCIAL INC	15,000.00	99.9400000	14,992.66	4.850	03/29/2029		
11271LAD4	15954	1	BROOKFIELD FINANCIAL INC	15,000.00	99.8810000	14,985.45	4.850	03/29/2029		
11271LAD4	15964	1	BROOKFIELD FINANCIAL INC	15,000.00	99.9540000	14,994.38	4.850	03/29/2029		
11271LAD4	15975	1	BROOKFIELD FINANCIAL INC	5,000.00	99.9720000	4,998.85	4.850	03/29/2029		
113004AB1	16204	1	BROOKFIELD ASSET MAN	50,000.00	100.9650000	50,467.06	4.653	11/15/2030		
113004AB1	16208	1	BROOKFIELD ASSET MAN	25,000.00	100.4350000	25,105.63	4.653	11/15/2030		
122014AJ2	15241	1	BURLINGTON RESO	15,000.00	102.6530000	15,010.41	6.875	02/15/2026		
13605WVZ8	15376	1	CANADIAN IMPERIAL	15,000.00	95.6000000	14,820.11	1.800	06/29/2026		
13607X2D8	15598	1	CANADIAN IMPERIAL	16,000.00	94.3180625	15,591.83	1.600	11/17/2026		
13607XDB0	15838	1	CANADIAN IMPERIAL	1,000.00	98.3570000	991.84	6.000	11/18/2026		
13607XAW7	15839	1	CANADIAN IMPERIAL	41,000.00	98.7000000	40,650.34	4.500	08/16/2027	08/16/2026	100.0000000
13607XQJ9	16014	1	CANADIAN IMPERIAL	60,000.00	100.0150000	60,007.61	5.100	02/21/2029	02/21/2026	100.0000000
13607XQJ9	16035	1	CANADIAN IMPERIAL	60,000.00	100.0150000	60,007.61	5.100	02/21/2029	02/21/2026	100.0000000
14020AET7	15540	1	Capital Impact	25,000.00	100.1000000	25,014.27	5.500	07/15/2027		
14020AE34	15564	1	Capital Impact	42,000.00	100.0000000	42,000.00	5.000	01/15/2028		
14020AE34	15586	1	Capital Impact	44,000.00	100.0000000	44,000.00	5.000	01/15/2028		
14020AET7	15625	1	Capital Impact	5,000.00	100.2150000	5,006.51	5.500	07/15/2027		
14020AFAT	15985	1	Capital Impact	30,000.00	100.0000000	30,000.00	5.250	06/15/2028		
140192AA3	16095	1	Capital Impact	70,000.00	100.0000000	70,000.00	5.250	06/15/2028		
140192AA3	16111	1	Capital Impact	15,000.00	102.0670000	15,287.35	5.335	08/01/2030		
140192AA3	16112	1	Capital Impact	10,000.00	102.0810000	10,192.86	5.335	08/01/2030		
140192AA3	16115	1	Capital Impact	40,000.00	101.9070000	40,766.26	5.335	08/01/2030		
14020ACQ5	16219	1	Capital Impact	29,000.00	91.9122759	26,704.36	2.550	02/15/2030		
14020ACQ5	16232	1	Capital Impact	88,000.00	91.9122614	81,033.92	2.550	02/15/2030		
14316JAA6	16094	1	THE CARLYLE GROU	10,000.00	99.2940000	9,931.86	5.050	09/19/2035		
14316JAA6	16099	1	THE CARLYLE GROU	7,000.00	99.2940000	6,952.30	5.050	09/19/2035		
14316JAA6	16170	1	THE CARLYLE GROU	9,000.00	97.9225556	8,816.83	5.050	09/19/2035		
14316JAA6	16186	1	THE CARLYLE GROU	11,000.00	97.9225455	10,776.13	5.050	09/19/2035		
14316JAA6	16278	1	THE CARLYLE GROU	50,000.00	98.8800000	49,440.48	5.050	09/19/2035		

Data Updated: ~REPORT~: 02/18/2026 10:58  
Run Date: 02/18/2026 - 10:59

Investment Pool #1  
Investments by All Types  
January 31, 2026

CUSIP	Investment #	Pool	Issuer	Par Value	Purchase Price	Book Value	Current Rate	Maturity Date	Call Date	Call Price
<b>CORPORATE NOTE</b>										
14913UAS9	15494	1	CATERPILLAR FINANCIAL SE	50,000.00	100.0870000	50,026.88	4.600	11/15/2027		
15654VBR8	15984	1	CENTURY HOUSING	17,000.00	100.0000000	17,000.00	5.050	06/15/2028		
15654VBR8	15988	1	CENTURY HOUSING	20,000.00	100.0000000	20,000.00	5.050	06/15/2028		
15654VBS6	16020	1	CENTURY HOUSING	100,000.00	100.0000000	100,000.00	4.650	07/15/2026		
808513BF1	15103	1	CHARLES SCHWAB CORP	100,000.00	91.9830000	99,556.46	0.900	03/11/2026		
808513BF1	15125	1	CHARLES SCHWAB CORP	100,000.00	92.0700000	99,527.27	0.900	03/11/2026		
17290JDN8	15616	1	CITIGROUP GLOBAL STEP 27	20,000.00	98.9220000	19,870.20	4.000	07/28/2027		
172967KY6	15161	1	CITIGROUP INC.	25,000.00	95.0810000	24,629.51	3.200	10/21/2026		
17290ALF5	15588	1	CITIGROUP INC.	13,000.00	99.0070000	12,926.76	4.500	05/27/2027		
17298CH35	15599	1	CITIGROUP INC.	1,000.00	94.9000000	966.21	3.000	12/31/2027		
17290AEL0	15609	1	CITIGROUP INC.	100,000.00	100.0000000	100,000.00	5.150	02/28/2028		
17290AEL0	15639	1	CITIGROUP INC.	100,000.00	100.0000000	100,000.00	5.150	02/28/2028		
17298CH35	15651	1	CITIGROUP INC.	3,000.00	95.2320000	2,902.71	3.000	12/31/2027		
17290ALF5	15845	1	CITIGROUP INC.	25,000.00	98.8000000	24,813.82	4.500	05/27/2027		
17290AAC4	15934	1	CITIGROUP INC.	25,000.00	84.3500000	21,544.68	2.500	11/17/2031		
17292GAA3	16012	1	CITIGROUP INC.	67,000.00	99.9900000	66,993.80	5.300	12/30/2032		
17298CJH2	16015	1	CITIGROUP INC.	15,000.00	86.1743333	13,093.62	2.750	06/09/2032		
17298CJ58	16081	1	CITIGROUP INC.	31,000.00	87.7500000	27,349.66	2.500	03/30/2035		
17290AFB1	16088	1	CITIGROUP INC.	25,000.00	90.0925600	22,728.14	2.000	03/16/2030		
17298CJ58	16100	1	CITIGROUP INC.	14,000.00	87.7500000	12,351.46	2.500	03/30/2035		
17290AFB1	16106	1	CITIGROUP INC.	25,000.00	90.0925600	22,728.14	2.000	03/16/2030		
20402CAA3	16011	1	THE COMMUNITY PRESER	23,000.00	90.8959565	21,164.78	2.867	02/01/2030		
20402CAA3	16130	1	THE COMMUNITY PRESER	75,000.00	93.4000000	70,424.90	2.867	02/01/2030		
20402CAA3	16133	1	THE COMMUNITY PRESER	10,000.00	93.6460000	9,403.15	2.867	02/01/2030		
20402CAA3	16136	1	THE COMMUNITY PRESER	16,000.00	93.2746250	14,987.24	2.867	02/01/2030		
20402CAA3	16140	1	THE COMMUNITY PRESER	60,000.00	93.4000000	56,339.92	2.867	02/01/2030		
20402CAA3	16146	1	THE COMMUNITY PRESER	10,000.00	93.6460000	9,403.15	2.867	02/01/2030		
20402CAA3	16149	1	THE COMMUNITY PRESER	25,000.00	93.2746000	23,417.55	2.867	02/01/2030		
20402CAA3	16151	1	THE COMMUNITY PRESER	8,000.00	93.2700000	7,503.02	2.867	02/01/2030		
20402CAA3	16165	1	THE COMMUNITY PRESER	7,000.00	93.2270000	6,552.32	2.867	02/01/2030		
20402CAA3	16171	1	THE COMMUNITY PRESER	5,000.00	93.3610000	4,683.44	2.867	02/01/2030		
20402CAA3	16180	1	THE COMMUNITY PRESER	9,000.00	93.2270000	8,424.41	2.867	02/01/2030		
209111FM0	16153	1	CONSOLIDATED EDISON CO NEW	100,000.00	98.4130000	98,658.76	3.125	11/15/2027		
229899AB5	15699	1	CULLEN/FROST BANK	35,000.00	99.3370000	34,865.22	4.500	03/17/2027		
229899AB5	15774	1	CULLEN/FROST BANK	35,000.00	99.3370000	34,865.22	4.500	03/17/2027		
229899AB5	16021	1	CULLEN/FROST BANK	3,000.00	99.3303333	2,986.41	4.500	03/17/2027		
26441YBB2	16070	1	DUKE REALTY	15,000.00	97.9470000	14,735.24	4.000	09/15/2028		
278265AAE3	15495	1	EATON VANCE CORP	50,000.00	97.3090000	49,305.18	3.500	04/06/2027		

Data Updated: -REPORT~: 02/18/2026 10:58

Run Date: 02/18/2026 - 10:59

Portfolio CINV

AP

AT (PRF DT) 7.3.11  
Report Ver: 7.3.11

Investment Pool #1  
Investments by All Types  
January 31, 2026

CUSIP	Investment #	Pool	Issuer	Par Value	Purchase Price	Book Value	Current Rate	Maturity Date	Call Date	Call Price
<b>CORPORATE NOTE</b>										
842400H09	15573	1	EDISON INTERNTNL	18,000.00	99.3160000	17,931.36	4.700	06/01/2027	06/01/2027	100.0000000
29379VBH5	15208	1	Enterprise Bank	100,000.00	97.4880000	99,939.68	3.700	02/15/2026		
29379VCE1	15122	1	Enterprise Products Operating	100,000.00	98.4440000	99,455.16	4.600	01/11/2027		
26875PAX9	16235	1	EOG RESOURCES INCORPORATED	100,000.00	101.0400000	100,998.22	4.400	07/15/2028	06/15/2028	100.0000000
30219GAN8	15157	1	Evernorth Health	10,000.00	95.0850000	9,803.98	3.400	03/15/2027		
30219GAN8	15175	1	Evernorth Health	30,000.00	94.9290000	29,373.49	3.400	03/15/2027		
30219GAN8	15176	1	Evernorth Health	20,000.00	95.0320000	19,589.98	3.400	03/15/2027		
30219GAN8	15178	1	Evernorth Health	20,000.00	95.3630000	19,622.31	3.400	03/15/2027		
30219GAN8	15200	1	Evernorth Health	20,000.00	95.7330000	19,637.46	3.400	03/15/2027		
30219GAN8	15203	1	Evernorth Health	14,000.00	95.7350000	13,746.34	3.400	03/15/2027		
30219GAN8	15270	1	Evernorth Health	10,000.00	98.0430000	9,911.86	3.400	03/15/2027		
30219GAN8	15273	1	Evernorth Health	32,000.00	97.9260000	31,700.75	3.400	03/15/2027		
30219GAN8	15287	1	Evernorth Health	10,000.00	98.0430000	9,911.86	3.400	03/15/2027		
30219GAN8	15289	1	Evernorth Health	18,000.00	97.9260000	17,831.67	3.400	03/15/2027		
30219GAN8	15351	1	Evernorth Health	18,000.00	96.6130000	17,702.89	3.400	03/15/2027		
30219GAN8	15354	1	Evernorth Health	32,000.00	96.5090000	31,458.85	3.400	03/15/2027		
30219GAN8	15356	1	Evernorth Health	10,000.00	96.5640000	9,832.75	3.400	03/15/2027		
30219GAN8	15357	1	Evernorth Health	18,000.00	96.6130000	17,702.89	3.400	03/15/2027		
30219GAN8	13916	1	EXXON MOBILE	100,000.00	105.1770000	100,526.61	2.275	08/16/2026		
30231GBD3	15147	1	Goldman Sachs Bank	100,000.00	93.0320000	97,272.22	3.150	03/15/2027		
38150ALA1	15162	1	Goldman Sachs Bank	25,000.00	95.6880000	24,654.02	3.500	11/16/2026		
38145GAH3	15245	1	Goldman Sachs Bank	30,000.00	101.4380000	30,144.34	6.150	10/30/2026		
38150AVF9	15569	1	Goldman Sachs Bank	18,000.00	96.3210000	17,662.20	3.150	03/15/2027		
38150ALA1	15791	1	Goldman Sachs Bank	10,000.00	95.8330000	9,712.99	3.250	11/15/2027		
38150AKZ0	15792	1	Goldman Sachs Bank	33,000.00	95.2040000	32,160.16	2.000	12/30/2026		
38150AHJ7	15793	1	Goldman Sachs Bank	45,000.00	95.4650000	44,145.26	1.500	08/30/2026		
38151F6E8	16023	1	Goldman Sachs Bank	12,000.00	99.3176667	11,958.11	4.300	08/20/2026		
38151FKM4	16034	1	Goldman Sachs Bank	250,000.00	99.8000000	249,536.86	5.300	06/13/2033	09/13/2026	100.0000000
38150AJM8	16084	1	Goldman Sachs Bank	3,000.00	97.2040000	2,944.02	2.125	11/24/2026	02/24/2026	100.0000000
38151FMT7	16087	1	Goldman Sachs Bank	2,000.00	100.0500000	2,000.96	5.100	09/14/2035	03/15/2027	100.0000000
38150AJM8	16103	1	Goldman Sachs Bank	3,000.00	97.2040000	2,944.02	2.125	11/24/2026	02/24/2026	100.0000000
38151FMT7	16105	1	Goldman Sachs Bank	9,000.00	100.0500000	9,004.33	5.100	09/14/2035	03/15/2027	100.0000000
38150AFJ9	16191	1	Goldman Sachs Bank	11,000.00	98.8071818	10,924.17	1.450	04/30/2026		
38150A3W3	16213	1	Goldman Sachs Bank	5,000.00	99.2932000	4,971.07	3.000	08/15/2026		
438516CE4	16075	1	HONEYWELL	100,000.00	95.5410000	96,883.49	1.100	03/01/2027	02/01/2027	100.0000000
442851AK7	15989	1	HOWARD UNIVERSITY	10,000.00	93.4580000	9,471.80	2.845	10/01/2028		
45666XCF8	15631	1	INGERSOLL RAND	21,000.00	102.8760000	21,414.31	6.015	02/15/2028		
46625HRV4	13919	1	J.P. Morgan Chase	100,000.00	107.3800000	100,898.17	2.950	10/01/2026		

Data Updated: ~REPORT~: 02/18/2026 10:58  
Run Date: 02/18/2026 - 10:59

Investment Pool #1  
Investments by All Types  
January 31, 2026

CUSIP	Investment #	Pool	Issuer	Par Value	Purchase Price	Book Value	Current Rate	Maturity Date	Call Date	Call Price
<b>CORPORATE NOTE</b>										
48130CM51	15962	1	JP Morgan Chase	100,000.00	100,000,000.00	100,000.00	5.200	11/30/2033		
48130CJ48	15963	1	JP Morgan Chase	200,000.00	100,000,000.00	200,000.00	5.000	11/15/2033	05/15/2030	100,000,000.00
48130CJ48	15966	1	JP Morgan Chase	100,000.00	100,000,000.00	100,000.00	5.000	11/15/2033	05/15/2030	100,000,000.00
48130CJ48	15968	1	JP Morgan Chase	15,000.00	99,900,000.00	14,986.24	5.000	11/15/2033	05/15/2030	100,000,000.00
48130CM51	15976	1	JP Morgan Chase	100,000.00	100,000,000.00	100,000.00	5.200	11/30/2033		
53117CASI	15310	1	LIBERTY PROPERTY	70,000.00	97,593,000.00	69,436.02	3.250	10/01/2026		
53117CASI	15313	1	LIBERTY PROPERTY	32,000.00	97,207,000.00	31,693.13	3.250	10/01/2026		
53117CASI	15314	1	LIBERTY PROPERTY	10,000.00	97,131,000.00	9,901.07	3.250	10/01/2026		
53117CASI	15316	1	LIBERTY PROPERTY	40,000.00	97,139,000.00	39,603.67	3.250	10/01/2026		
53117CASI	15327	1	LIBERTY PROPERTY	25,000.00	97,207,000.00	24,760.26	3.250	10/01/2026		
53117CASI	15328	1	LIBERTY PROPERTY	15,000.00	97,135,000.00	14,651.81	3.250	10/01/2026		
53117CASI	15329	1	LIBERTY PROPERTY	85,000.00	97,139,000.00	84,157.80	3.250	10/01/2026		
53117CAT9	16019	1	LIBERTY PROPERTY	10,000.00	98,654,000.00	9,885.99	4.375	02/01/2029		
53117CAT9	16036	1	LIBERTY PROPERTY	10,000.00	98,654,000.00	9,885.99	4.375	02/01/2029		
53961LAK5	15771	1	LOCAL INITIATIVE	45,000.00	96,685,000.00	44,805.81	1.250	03/15/2026		
53961LB24	16031	1	LOCAL INITIATIVE	125,000.00	100,000,000.00	125,000.00	5.000	07/15/2030	07/15/2027	100,000,000.00
53961LB24	16044	1	LOCAL INITIATIVE	125,000.00	100,000,000.00	125,000.00	5.000	07/15/2030	07/15/2027	100,000,000.00
53961LB24	16045	1	LOCAL INITIATIVE	40,000.00	100,150,000.00	40,053.92	5.000	07/15/2030	07/15/2027	100,000,000.00
53961LB24	16046	1	LOCAL INITIATIVE	65,000.00	100,150,000.00	65,087.61	5.000	07/15/2030	07/15/2027	100,000,000.00
53961LB32	16062	1	LOCAL INITIATIVE	275,000.00	100,000,000.00	275,000.00	4.750	08/15/2028	08/15/2026	100,000,000.00
53961LB32	16071	1	LOCAL INITIATIVE	136,000.00	100,000,000.00	136,000.00	4.750	08/15/2028	08/15/2026	100,000,000.00
53961LB40	16091	1	LOCAL INITIATIVE	50,000.00	100,000,000.00	50,000.00	4.500	09/15/2030	09/15/2027	100,000,000.00
53961LB57	16147	1	LOCAL INITIATIVE	61,000.00	100,000,000.00	61,000.00	4.500	10/15/2030	10/15/2027	100,000,000.00
565849AP1	15563	1	MARATHON OIL CORP	9,000.00	98,817,000.00	8,937.45	4.400	07/15/2027		
565849AP1	15585	1	MARATHON OIL CORP	16,000.00	98,817,000.00	15,888.81	4.400	07/15/2027		
57636QAG9B	13920	1	MASTERCARD	100,000.00	108,440,000.00	101,210.48	2.950	11/21/2026		
58507LBB4	15977	1	MEDTRONIC GLOBAL HOLDINGS	100,000.00	99,848,000.00	99,885.71	4.250	03/30/2028		
59523UAT4	15294	1	MID AMERICA APARTMENTS	100,000.00	93,975,000.00	98,138.48	1.100	09/15/2026		
606822AV6	15978	1	ISHI UFJ FINANCIAL	100,000.00	98,426,000.00	98,827.31	3.961	03/02/2028		
61767BAAB	15363	1	MORGAN STAN	50,000.00	99,947,000.00	49,998.67	4.250	02/23/2026		
61766VEZ0	16173	1	MORGAN STAN	8,000.00	92,911,000.00	7,456.57	2.500	05/08/2030		
651639AE6	16189	1	NEWMONT CORP	8,000.00	106,008,000.00	8,471.22	5.875	04/01/2035		
651639AE6	16230	1	NEWMONT CORP	4,000.00	106,194,000.00	4,244.94	5.875	04/01/2035		
651639AE6	16231	1	NEWMONT CORP	10,000.00	105,585,000.00	10,552.14	5.875	04/01/2035		
651639AE6	16270	1	NEWMONT CORP	10,000.00	105,928,000.00	10,589.76	5.875	04/01/2035		
665859AW4	15496	1	Northern Bank Trust	50,000.00	98,649,000.00	49,638.21	4.000	05/10/2027		
667274AB0	15627	1	NORTHWELL HEALTH	1,000.00	96,087,000.00	974.57	3.391	11/01/2027		
67021CAM9	15497	1	NSTAR ELECTRIC CO.	50,000.00	96,626,000.00	49,091.92	3.200	05/15/2027		

Data Updated: ~REPORT~ 02/18/2026 10:58

Run Date: 02/18/2026 - 10:59

Portfolio CINV

AP

AT (PRF\_DT) 7.3.11  
Report Ver 7.3.11

CUSIP	Investment #	Pool	Issuer	Par Value	Purchase Price	Book Value	Current Rate	Maturity Date	Call Date	Call Price
<b>CORPORATE NOTE</b>										
695114CW6	16164	1	PACIFICORP	10,000.00	91.8755000	9,227.03	2.700	09/15/2030		
695114CW6	16167	1	PACIFICORP	47,000.00	91.3335106	43,106.90	2.700	09/15/2030		
695114CW6	16168	1	PACIFICORP	20,000.00	91.2640000	18,326.23	2.700	09/15/2030		
695114CW6	16179	1	PACIFICORP	5,000.00	91.8756000	4,613.52	2.700	09/15/2030		
70450YAS2	16183	1	PAYPAL CORP	20,000.00	91.2640000	18,326.23	2.700	09/15/2030		
693475AX3	15979	1	PAYPAL HOLDINGS INC	100,000.00	100.2190000	100,163.38	4.450	03/06/2028		
743315AY9	13922	1	PNC BANK	100,000.00	106.6000000	100,599.37	2.600	07/23/2026		
743756AB4	16076	1	PROGRESSIVE CORPORATION	100,000.00	97.5630000	98,278.76	2.500	03/15/2027		
743756AB4	16201	1	PROVIDENCE ST. JOSEPH	50,000.00	98.8640000	49,544.08	2.746	10/01/2026		
743756AB4	16220	1	PROVIDENCE ST. JOSEPH	50,000.00	98.8640000	49,544.08	2.746	10/01/2026		
74460WAA5	15124	1	Public Storage	100,000.00	92.1940000	99,835.17	0.875	02/15/2026		
756109BY9	15087	1	Realty Income Co	7,000.00	97.8668571	6,963.60	4.450	09/15/2026		
756109BY9	15090	1	Realty Income Co	14,000.00	97.9800000	13,931.37	4.450	09/15/2026		
756109BY9	15102	1	Realty Income Co	100,000.00	97.9680000	99,498.16	4.450	09/15/2026		
756109BY9	15105	1	Realty Income Co	13,000.00	97.8560000	12,931.32	4.450	09/15/2026		
756109BZ6	15163	1	Realty Income Co	25,000.00	94.6790000	24,516.78	3.200	01/15/2027		
756109BZ6	15164	1	Realty Income Co	15,000.00	94.6040000	14,705.98	3.200	01/15/2027		
778296AC7	15547	1	ROSS STORES INC.	25,000.00	98.8370000	24,846.86	4.700	04/15/2027		
78016FZV7	16154	1	ROYAL BANK OF CANADA	100,000.00	102.1600000	101,848.79	4.900	01/12/2028		
828807DP9	15894	1	SIMON PROPERTY GROUP INC	100,000.00	95.7830000	97,381.50	1.375	01/15/2027		
833034AK7	16077	1	SNAP-ON INC	100,000.00	98.6930000	99,086.51	3.250	03/01/2027		
83369MR38	15705	1	SOCIETE GENERALE	7,000.00	93.6327143	6,777.91	1.000	11/19/2026		
83369MR38	15919	1	SOCIETE GENERALE	10,000.00	93.6327000	9,682.73	1.000	11/19/2026		
84861TAE8	15061	1	Spirit Realty	10,000.00	95.1680000	9,843.78	3.200	01/15/2027		
84861TAE8	15109	1	Spirit Realty	19,000.00	94.7590000	18,660.84	3.200	01/15/2027		
84861TAE8	15110	1	Spirit Realty	14,000.00	94.5670000	13,739.69	3.200	01/15/2027		
84861TAE8	15149	1	Spirit Realty	16,000.00	94.0110000	15,659.82	3.200	01/15/2027		
84861TAE8	15153	1	Spirit Realty	10,000.00	94.4160000	9,798.44	3.200	01/15/2027		
84861TAC2	15154	1	Spirit Realty	10,000.00	97.2300000	9,924.88	4.450	09/15/2026		
84861TAE8	15158	1	Spirit Realty	15,000.00	94.4100000	14,697.33	3.200	01/15/2027		
84861TAE8	15165	1	Spirit Realty	20,000.00	94.2700000	19,583.71	3.200	01/15/2027		
84861TAE8	15202	1	Spirit Realty	10,000.00	95.0180000	9,809.15	3.200	01/15/2027		
84861TAE8	15249	1	Spirit Realty	9,000.00	96.5960000	8,877.17	3.200	01/15/2027		
84861TAC2	15268	1	Spirit Realty	13,000.00	99.9110000	12,996.42	4.450	09/15/2026		
84861TAC2	15281	1	Spirit Realty	14,000.00	100.1840000	14,008.07	4.450	09/15/2026		
84861TAC2	15317	1	Spirit Realty	5,000.00	99.5030000	4,991.78	4.450	09/15/2026		
84861TAE8	15318	1	Spirit Realty	25,000.00	96.8560000	24,660.75	3.200	01/15/2027		
84861TAC2	15330	1	Spirit Realty	5,000.00	99.4880000	4,991.53	4.450	09/15/2026		

Data Updated: ~REPORT~: 02/18/2026 10:58

Run Date 02/18/2026 - 10:55

Investment Pool #1  
Investments by All Types  
January 31, 2026

CUSIP	Investment #	Pool	Issuer	Par Value	Purchase Price	Book Value	Current Rate	Maturity Date	Call Date	Call Price
<b>CORPORATE NOTE</b>										
84861TAE8	15331	1	Spirit Realty	25,000.00	96.8560000	24,660.75	3.200	01/15/2027	11/15/2026	100.0000000
84861TAC2	15333	1	Spirit Realty	5,000.00	99.4540000	4,990.95	4.450	09/15/2026	06/15/2026	100.0000000
84861TAE8	15365	1	Spirit Realty	8,000.00	96.7830000	7,883.36	3.200	01/15/2027	11/15/2026	100.0000000
84861TAC2	15604	1	Spirit Realty	8,000.00	99.1621250	7,973.38	4.450	09/15/2026	06/15/2026	100.0000000
84861TAE8	15613	1	Spirit Realty	8,000.00	96.8280000	7,875.30	3.200	01/15/2027	11/15/2026	100.0000000
91159XAC9	15614	1	Spirit Realty	32,000.00	98.1000000	31,620.32	4.000	09/23/2027		
84861TAC2	15617	1	Spirit Realty	10,000.00	99.3106000	9,973.33	4.450	09/15/2026	06/15/2026	100.0000000
84861TAC2	15626	1	Spirit Realty	5,000.00	99.1622000	4,983.36	4.450	09/15/2026	06/15/2026	100.0000000
84861TAC2	15636	1	Spirit Realty	15,000.00	99.2490000	14,954.86	4.450	09/15/2026	06/15/2026	100.0000000
84861TAH1	15657	1	Spirit Realty	2,000.00	92.1600000	1,887.94	2.100	03/15/2028	01/15/2028	100.0000000
84861TAE8	15950	1	Spirit Realty	6,000.00	97.5876667	5,918.78	3.200	01/15/2027	11/15/2026	100.0000000
84861TAE8	15959	1	Spirit Realty	25,000.00	92.1340000	23,326.18	3.400	01/15/2030	10/15/2029	100.0000000
84861TAE8	15971	1	Spirit Realty	25,000.00	92.1340000	23,326.18	3.400	01/15/2030	10/15/2029	100.0000000
91159XDB8	15987	1	Spirit Realty	22,000.00	99.7500000	21,949.15	5.250	06/23/2033	06/23/2028	100.0000000
91159XDB8	15993	1	Spirit Realty	24,000.00	99.7500000	23,944.52	5.250	06/23/2033	06/23/2028	100.0000000
84861TAE8	16083	1	Spirit Realty	24,000.00	95.2380000	22,963.40	3.400	01/15/2030	10/15/2029	100.0000000
84861TAE8	16102	1	Spirit Realty	70,000.00	95.2380000	66,976.58	3.400	01/15/2030	10/15/2029	100.0000000
84861TAE8	16114	1	Spirit Realty	14,000.00	98.0299286	13,798.99	3.200	01/15/2027	11/15/2026	100.0000000
84861TAE8	16129	1	Spirit Realty	9,000.00	95.1454444	8,596.52	3.400	01/15/2030	10/15/2029	100.0000000
84861TAH1	16218	1	Spirit Realty	1,000.00	94.5780000	948.28	2.100	03/15/2028	01/15/2028	100.0000000
84861TAE8	16260	1	Spirit Realty	45,000.00	95.9260000	43,195.84	3.400	01/15/2030	10/15/2029	100.0000000
84861TAE8	16271	1	Spirit Realty	35,000.00	99.1690000	34,721.30	3.200	01/15/2027	11/15/2026	100.0000000
857477CD3	15257	1	STATE STREET CORP	100,000.00	101.2570000	100,321.76	5.272	08/03/2026	07/04/2026	100.0000000
86787GAJ1	15051	1	SUNTRUST	200,000.00	95.6600000	198,921.48	3.300	05/15/2026		
867914AN3	15943	1	SUNTRUST	25,000.00	102.5400000	25,449.29	6.000	01/15/2028		
89115A2S0	15213	1	TORONTO DOMINION BANK	100,000.00	100.3300000	100,074.53	5.532	07/17/2026		
89115KAD2	15995	1	TH TORONTO-DOMI	100,000.00	100.7790000	100,623.94	4.574	06/02/2028		
89115KAD2	16236	1	TH TORONTO-DOMI	100,000.00	101.2050000	101,154.22	4.574	06/02/2028		
892331AM1	13923	1	Toyota Financial Savings	100,000.00	100.6860000	100,020.86	1.339	03/25/2026		
91412NAE0	16192	1	THE UNIVERSITY OF CH	10,000.00	100.6290000	10,049.50	5.060	10/01/2026		
91324PDE9	15689	1	UNITED HEALTH GROUP INC	50,000.00	96.6550000	48,885.00	2.950	10/15/2027		
91324PDK5	15997	1	UNITED HEALTH GROUP INC	150,000.00	99.0650000	148,874.31	3.850	06/15/2028		
91159HHM5	14860	1	U.S. Bancorp Investments Inc.	48,000.00	93.5880000	47,717.82	3.100	04/27/2026		
91159HHM5	14918	1	U.S. Bancorp Investments Inc.	28,000.00	92.6140000	27,807.10	3.100	04/27/2026		
91159HHM5	14920	1	U.S. Bancorp Investments Inc.	23,000.00	92.1380000	22,827.21	3.100	04/27/2026		
91159HHN3	15100	1	U.S. Bancorp Investments Inc.	100,000.00	94.0310000	98,804.80	2.375	07/22/2026		
91159HHM5	15166	1	U.S. Bancorp Investments Inc.	20,000.00	95.8640000	19,896.75	3.100	04/27/2026		
91159HHR4	15996	1	U.S. Bancorp Investments Inc.	100,000.00	98.3100000	98,851.01	3.150	04/27/2027		

Data Updated: -REPORT-: 02/18/2026 10:58  
Run Date 02/18/2026 - 10:59

Investment Pool #1  
Investments by All Types  
January 31, 2026

CUSIP	Investment #	Pool	Issuer	Par Value	Purchase Price	Book Value	Current Rate	Maturity Date	Call Date	Call Price
<b>CORPORATE NOTE</b>										
91159XDD4	16030	1	U.S. Bancorp Investments Inc.	125,000.00	100.0000000	125,000.00	5.450	07/30/2035	07/30/2027	100.0000000
91159XDD4	16042	1	U.S. Bancorp Investments Inc.	125,000.00	100.0000000	125,000.00	5.450	07/30/2035	07/30/2027	100.0000000
91159XAE5	16126	1	U.S. Bancorp Investments Inc.	15,000.00	99.8430000	14,978.17	4.500	10/30/2029		
91159XAE5	16138	1	U.S. Bancorp Investments Inc.	15,000.00	99.8430000	14,978.17	4.500	10/30/2029		
92340LAC3	15715	1	VEREIT OPERATING	15,000.00	97.7550000	14,780.78	3.950	08/15/2027		
92340LAA7	15939	1	VEREIT OPERATING	25,000.00	99.2350000	24,941.45	4.875	06/01/2026	03/01/2026	100.0000000
95001DBA7	15244	1	Wells Fargo Bank	10,000.00	91.3720000	9,721.71	1.050	11/30/2026	02/28/2026	100.0000000
95001DBA7	15707	1	Wells Fargo Bank	7,000.00	93.8000000	6,778.18	1.050	11/30/2026	02/28/2026	100.0000000
95001DJY7	15920	1	Wells Fargo Bank	1,000.00	93.8000000	988.31	1.050	11/30/2026	02/28/2026	100.0000000
95001DJY7	15940	1	Wells Fargo Bank	14,000.00	98.9400000	13,867.84	5.100	03/25/2032	03/25/2026	100.0000000
95001DJY7	15941	1	Wells Fargo Bank	15,000.00	98.9500000	14,859.68	5.100	03/25/2032	03/25/2026	100.0000000
95001DL65	16026	1	Wells Fargo Bank	100,000.00	100.0000000	100,000.00	5.250	07/22/2035	07/22/2027	100.0000000
95001DL65	16038	1	Wells Fargo Bank	50,000.00	100.0000000	50,000.00	5.250	07/22/2035	07/22/2027	100.0000000
95001DAZ3	16200	1	Wells Fargo Bank	39,000.00	98.0000000	38,334.92	1.500	10/31/2028	01/31/2026	100.0000000
			<b>Subtotal</b>	<b>13,568,000.00</b>		<b>13,435,578.04</b>				

CUSIP	Investment #	Pool	Issuer	Par Value	Purchase Price	Book Value	Current Rate	Maturity Date	Call Date	Call Price
<b>Municipal-amortizing-no interest</b>										
010869JB2	14863	1	ALAMEDA CORRIDOR CA	20,000.00	62.2299997	14,661.08	4.647	10/01/2031		
010869JB2	15057	1	ALAMEDA CORRIDOR CA	10,000.00	67.2699996	7,604.90	4.169	10/01/2031		
010869HT5	15264	1	ALAMEDA CORRIDOR CA	10,000.00	82.3640000	8,864.34	4.202	10/01/2028		
010869CE3	15932	1	ALAMEDA CORRIDOR TR	20,000.00	74.9310000	15,698.49	4.547	10/01/2030		
018340HJ1	14671	1	Allentown PA	15,000.00	67.3220002	12,016.59	4.204	10/01/2030		
018340HL6	15499	1	Allentown PA	10,000.00	66.5210000	7,126.66	4.250	10/01/2032		
018340HOSIG	15659	1	Allentown PA	10,000.00	54.6880002	5,825.68	3.858	10/01/2036		
13080SL85	15335	1	CALIFORNIA STATEWID	30,000.00	74.1950000	23,808.07	3.818	06/01/2031		
13080SK86	15769	1	CALIFORNIA STATEWID	10,000.00	65.9110000	6,934.62	4.122	06/01/2033		
13080SK86	15933	1	CALIFORNIA STATEWID	10,000.00	67.3360000	7,088.70	4.533	06/01/2032		
13080SK78	15933	1	CALIFORNIA STATEWID	10,000.00	67.3360000	7,088.70	4.533	06/01/2032		
143735YP7	14205	1	CAROL STREAM	10,000.00	72.7810004	8,593.33	3.699	11/01/2029		
143735YN2	15266	1	CAROL STREAM IL PK	5,000.00	81.8600000	4,408.68	4.241	11/01/2028		
143735YN2	15467	1	CAROL STREAM IL PK	15,000.00	82.3840000	13,115.79	4.504	11/01/2028		
13080SL51	15089	1	CA Swd Cmnty Dev	25,000.00	72.3850000	20,270.87	4.307	06/01/2030		
13080SD86	15135	1	CA Swd Cmnty Dev	10,000.00	60.3510005	6,827.84	4.266	06/01/2033		
13080SL51	15292	1	CA Swd Cmnty Dev	10,000.00	77.3430000	8,272.03	3.935	06/01/2030		
190684PY0	15390	1	COATESVILLE PA AREA	15,000.00	66.8210000	10,843.24	4.824	10/01/2031		
214183PL3A	14166	1	COOK COUNTY	10,000.00	76.9360002	8,970.73	3.584	12/01/2028		
414763DC3	15571	1	HARRISBURG PA	10,000.00	62.5280000	6,732.01	4.446	05/01/2033		
432272GCO	15862	1	HILLSBOROUGH CALIF	125,000.00	54.3770000	72,034.96	3.941	09/07/2036		

Data Updated: ~REPORT~: 02/18/2026 10:58  
Run Date: 02/18/2026 - 10:59

Investment Pool #1  
Investments by All Types  
January 31, 2025

CUSIP	Investment #	Pool	Issuer	Par Value	Purchase Price	Book Value	Current Rate	Maturity Date	Call Date	Call Price
<b>Municipal-amortizing-no interest</b>										
49579SGL4	15476	1	KINGS CANYON CALIF	10,000.00	60.6120000	6,514.94	4.043	08/01/2034		
596567CD7	14195	1	MIDDLESEX CN	10,000.00	69.5640000	8,264.73	3.668	10/01/2030		
596567CD7	15169	1	MIDDLESEX CN	40,000.00	71.1740000	31,517.81	4.483	10/01/2030		
596567CF2	15282	1	MIDDLESEX CN	5,000.00	66.6970000	3,594.39	4.158	10/01/2032		
596567CF2	15935	1	MIDDLESEX CN	20,000.00	67.3000000	14,139.04	4.334	10/01/2032		
596567CH8	15926	1	MIDDLESEX CNTY NJ	15,000.00	60.0000000	9,492.60	4.178	10/01/2034		
596567CH8	15936	1	MIDDLESEX CNTY NJ	15,000.00	60.0000000	9,491.00	4.179	10/01/2034		
596567CB1	16055	1	MIDDLESEX CNTY NJ	20,000.00	86.8700000	17,778.18	4.110	10/01/2028		
60242NDM0	15958	1	MILWAUKEE REDEVELOPMENT	100,000.00	51.8790000	54,711.61	3.999	04/01/2037		
6503668B6	14868	1	NEWARK NJ	30,000.00	63.9499998	22,567.89	4.731	04/01/2031		
6503667Z4	15050	1	NEWARK NJ	45,000.00	77.1299998	38,743.85	4.333	04/01/2029		
645913BE3	15533	1	NJ ECON DEV	20,000.00	94.1000000	19,960.19	5.118	02/15/2026		
61834BMO	15724	1	OAK VIEW CALIF UN S	100,000.00	64.3300000	67,820.61	4.231	08/01/2033		
767032HT5	15427	1	RIO CALIF ELEM SCH	10,000.00	83.7390000	8,876.51	4.435	08/01/2028		
796711UK3	15510	1	SAN BERNARDINO C	10,000.00	66.9800000	7,176.34	4.263	08/01/2032		
796711UL1	15511	1	SAN BERNARDINO C	10,000.00	62.8210000	6,758.09	4.263	08/01/2033		
796711UN7IG	15664	1	SAN BERNARDINO C	10,000.00	58.0080000	6,147.40	3.999	08/01/2035		
796711UL1	15937	1	SAN BERNARDINO C	50,000.00	64.7600000	34,009.43	4.205	08/01/2033		
79771PF67	15513	1	SAN FRAN CALIF C	40,000.00	54.3100000	23,458.41	4.017	08/01/2036		
79771PF67	15560	1	SAN FRAN CALIF C	20,000.00	52.9630000	11,442.95	4.017	08/01/2036		
79771PF67	15583	1	SAN FRAN CALIF C	25,000.00	52.9630000	14,303.69	4.017	08/01/2036		
80641LBK5	15116	1	Schel-Visia CA	25,000.00	71.0299997	19,846.15	4.436	09/01/2030		
96081RBB5	14177	1	WESTMONT ILLINOIS	10,000.00	72.6499997	8,570.69	3.676	12/01/2029		
969078QN7	14178	1	WILL CN	35,000.00	77.8599999	31,590.71	3.493	11/01/2028		
969078QN7	14218	1	WILL CN	25,000.00	77.7740001	22,557.48	3.503	11/01/2028		
969078QN7	14622	1	WILL CN	10,000.00	74.0520003	8,775.19	4.392	11/01/2028		
969078QN7	14791	1	WILL CN	25,000.00	76.6160001	21,949.38	4.375	11/01/2028		
<b>Subtotal</b>				<b>1,115,000.00</b>		<b>799,757.87</b>				
<b>MBS</b>										
3138BPZ8	14665	1	FEDERAL NATIONAL MTG ASSOC.	92,058.49	101.2498994	93,212.39	6.000	06/25/2042		
3138BPZ8	14874	1	FEDERAL NATIONAL MTG ASSOC.	61,372.32	101.2499968	62,142.73	6.000	06/25/2042		
3137HBU85	15118	1	Federal Home Loan Mgt	18,863.13	99.6561740	18,798.27	5.500	05/25/2049		
3137HBU85	15119	1	Federal Home Loan Mgt	25,347.35	99.6561836	25,280.20	5.500	05/25/2049		
GC-3137H9CG2	14503	1	Federal Home Loan Mgt Corp	137,600.74	100.3750000	138,122.25	5.500	01/25/2040		
IG3137H9CG2	14572	1	Federal Home Loan Mgt Corp	137,968.63	100.3750000	138,491.53	5.500	01/25/2040		
GC3137H93K3B	14580	1	Federal Home Loan Mgt Corp	170,977.50	98.8749939	169,060.85	5.000	09/25/2050		

Data Updated: ~REPORT~: 02/18/2026 10:58

Run Date: 02/18/2026 - 10:59

Investment Pool #1  
Investments by All Types  
January 31, 2026

CUSIP	Investment #	Pool	Issuer	Par Value	Purchase Price	Book Value	Current Rate	Maturity Date	Call Date	Call Price
<b>MBS</b>										
IG3137H93KB	14583	1	Federal Home Loan Mtg Corp	170,885.66	98.8749939	168,970.04	5.000	09/25/2050		
3137H9BT5GC	14619	1	Federal Home Loan Mtg Corp	187,188.17	100.0000000	187,194.62	5.000	07/25/2047		
3137H9BT5-IG	14620	1	Federal Home Loan Mtg Corp	280,782.29	100.0000000	280,788.74	5.000	07/25/2047		
3137HD2T6	15227	1	Federal Home Loan Mtg Corp	90,275.40	99.6250008	89,936.87	5.500	09/25/2049		
3137BRZF5	15312	1	Federal Home Loan Mtg Corp	26,156.50	93.0625032	24,341.89	3.000	02/15/2046		
3137BRZF5	15325	1	Federal Home Loan Mtg Corp	85,697.93	93.0624994	79,752.64	3.000	02/15/2046		
3132DWLL5	15945	1	Federal Home Loan Mtg Corp	198,987.34	99.6249978	198,241.13	5.500	05/01/2054		
GC31416WHF2A	14577	1	Federal National Mtg Assn	28,652.92	100.0000000	28,657.05	4.500	06/01/2030		
31418FDA2	16109	1	Federal National Mtg Assn	135,614.06	100.3125006	136,037.85	5.000	10/01/2054		
3136BXR00	16118	1	Federal National Mtg Assn	390,375.30	98.1560000	383,176.78	5.000	10/25/2055		
38383TWE9	14300	1	Government National Mortgage A	69,066.26	100.9999995	69,761.54	4.000	09/20/2044		
IG-38383TWE9	14352	1	Government National Mortgage A	69,888.58	100.9999995	70,592.14	4.000	09/20/2044		
38383X6P4	14765	1	Government National Mortgage A	97,188.14	100.4062000	97,586.81	5.500	09/20/2044		
38383X6P4	14773	1	Government National Mortgage A	97,188.14	100.4062000	97,586.81	5.500	09/20/2044		
36179X6Z4	14874	1	Government National Mortgage A	67,480.74	99.7500023	67,292.09	6.000	08/20/2038		
38384ETG0	14875	1	Government National Mortgage A	53,154.75	99.9374980	53,121.53	6.000	03/20/2050		
38384EA39	15064	1	Government National Mortgage A	29,634.38	100.5000059	29,782.55	6.000	05/20/2050		
3618N5CR8	15525	1	Government National Mortgage A	145,105.71	99.3750000	144,198.80	5.500	12/20/2054		
38385CB72	15610	1	Government National Mortgage A	38,979.53	98.5000000	38,394.84	5.000	02/20/2055		
3618N5KH1	15955	1	Government National Mortgage A	39,497.32	99.5000036	39,299.83	5.500	04/20/2055		
3618N5VB2	16090	1	Government National Mortgage A	99,523.19	100.0937000	99,616.44	5.000	09/20/2055		
38381Q2V2	16063	1	GOV NATL MTG ASSN G	171,188.78	97.1875028	166,374.10	5.000	08/20/2055		
38381Q2V2	16072	1	GOV NATL MTG ASSN G	171,188.78	97.1875028	166,374.10	5.000	08/20/2055		
<b>Subtotal</b>				<b>3,387,868.03</b>		<b>3,352,167.41</b>				

**Municipal Bonds**

IG-010047FL7	14393	1	AKRON OH	10,000.00	81.2500000	8,881.56	3.010	12/01/2030		
010053BW5	14460	1	AKRON OH	40,000.00	93.1400000	39,444.16	3.625	12/01/2026		
010053BL9	15274	1	AKRON OH	20,000.00	99.6000000	19,930.70	4.750	12/01/2034		
010047FL7	15815	1	AKRON OH	15,000.00	88.4300000	13,513.16	3.010	12/01/2030		
010604CY0	15465	1	ALABAMA ST PORT	15,000.00	96.7300000	14,704.81	3.679	10/01/2027		
010604CZ7	15816	1	ALABAMA ST PORT	15,000.00	96.0970000	14,550.73	3.829	10/01/2028		
023362SP2	15500	1	AMBRIDGE PA ARE	25,000.00	77.2780000	19,894.10	2.593	11/01/2035		
040484YQ4	15817	1	ARIZONA BRD REG	25,000.00	94.2372000	24,103.07	1.393	06/01/2027		
040484XP7	15818	1	ARIZONA BRD REG	110,000.00	96.4650000	108,513.95	2.212	08/01/2026		
04108NWX6	15084	1	AR S DEV FA ED	10,000.00	99.8540000	9,980.53	5.320	10/01/2029		
05028XAN4	15183	1	Auburn California	15,000.00	79.7000000	12,408.51	2.776	06/01/2035		

10/01/2027 100.0000000

Data Updated: ~REPORT~: 02/18/2026 10:58

Run Date: 02/18/2026 - 10:59

Portfolio CINV

AP

AT (PRF\_DT) 7.3.11  
Report Ver 7.3.11

Investment Pool #1  
Investments by All Types  
January 31, 2026

CUSIP	Investment #	Pool	Issuer	Par Value	Purchase Price	Book Value	Current Rate	Maturity Date	Call Date	Call Price
<b>Municipal Bonds</b>										
055022AL1	14864	1	AZUSA CALIF PEN	10,000.00	80.3900000	8,625.08	2.785	08/01/2031		
055022AL1	15174	1	AZUSA CALIF PEN	10,000.00	86.6200000	8,971.17	2.785	08/01/2031		
055022AH0	15522	1	AZUSA CALIF PEN	25,000.00	91.6530000	23,548.63	2.435	08/01/2028		
059189E30	15552	1	BALTIMORE MD	15,000.00	72.7520000	11,286.64	2.200	10/15/2036		
072024XK3	15826	1	BAY AREA TOLL A	10,000.00	80.0650000	8,208.56	2.319	04/01/2033		
074429BM2	15148	1	Beaumont California	10,000.00	78.3500000	8,286.79	2.397	09/01/2032		
074429BM2	15304	1	Beaumont California	15,000.00	84.1340000	13,020.23	2.397	09/01/2032		
074429AZ4	15827	1	Beaumont California	115,000.00	78.4100000	92,102.83	2.645	09/01/2035	09/01/2030	100.0000000
078010NT8	16139	1	BELL CNTY KY SCH	40,000.00	98.2930000	39,329.70	5.300	09/01/2043		
078671GW8	15828	1	BELLEFONTAINE O	5,000.00	94.0000000	4,847.72	1.286	12/01/2026		
088006JP7	15230	1	BEVERLY HILLS C	10,000.00	95.8180000	9,922.67	2.355	06/01/2026		
088006KC4	15665	1	BEVERLY HILLS C	10,000.00	89.6330000	9,276.72	1.514	06/01/2028		
097552UL5	15829	1	BOLINGBROOK ILL	10,000.00	72.5890000	7,465.49	2.568	01/01/2036		
099032GT5	15830	1	BOONE MCHENRY	15,000.00	91.3000000	13,978.19	2.562	01/01/2029		
105710AK3	15367	1	BRAWLEY CALIF P	10,000.00	94.4740000	9,557.81	3.919	09/01/2030		
105710AL1	15539	1	BRAWLEY CALIF P	80,000.00	92.2600000	74,816.36	4.019	09/01/2031		
10623ACC5	15925	1	BRAZOS TEX HIGH	5,000.00	91.8000000	4,670.38	2.714	04/01/2029		
1098533J8	15831	1	BRISTOL CONN	10,000.00	90.5200000	9,153.98	3.850	10/15/2032		
IG-110290NC3	14416	1	BRISTOL TWP	30,000.00	83.5700000	27,194.73	3.050	06/01/2030		
111746JK0	15384	1	BROCKTON MASS	20,000.00	81.0000000	16,589.62	3.038	11/01/2035		
116093RF4	15184	1	Brownsville IN RD	10,000.00	85.1000000	8,728.59	3.650	08/01/2035		
116093RF4	15197	1	Brownsville IN RD	10,000.00	87.0400000	8,886.07	3.650	08/01/2035		
116093RF4	15385	1	Brownsville IN RD	15,000.00	86.2000000	13,147.24	3.650	08/01/2035		
11870PAL2	15632	1	BUCKSKIN FIRE DI	50,000.00	81.3100000	41,473.85	3.150	07/01/2034		
118217CG1	15346	1	BUCKEYE OHIO TOB SE	20,000.00	92.8190000	19,256.34	2.000	06/01/2027		
12022GAN3	15833	1	BULLHEAD CITY A	15,000.00	78.4700000	12,053.48	2.682	07/01/2034		
IG-12022GAH6	14417	1	BULLHEAD CITY	10,000.00	79.2000000	8,938.86	2.052	07/01/2029		
13032UXN3	15272	1	CALIFORNIA HEAL	10,000.00	93.9840000	9,882.04	1.168	06/01/2026		
13032UXP8	15835	1	CALIFORNIA HEAL	35,000.00	92.6400000	33,396.26	1.368	06/01/2027		
13034AN71	15836	1	CALIFORNIA HEAL	20,000.00	93.1000000	19,121.35	1.809	07/01/2027		
13034ANF3	15837	1	CALIFORNIA HEAL	5,000.00	95.2200000	4,847.83	2.870	07/01/2027		
GC-13077DQES	14529	1	CALIFORNIA ST UNI	45,000.00	85.3200000	43,759.65	1.142	11/01/2026		
GC13077DQESC	14563	1	CALIFORNIA ST UNI	280,000.00	86.7000000	272,551.27	1.142	11/01/2026		
13077DQPO	15386	1	CALIFORNIA ST UNI	10,000.00	75.8160000	7,829.56	2.374	11/01/2035	11/01/2031	100.0000000
13063DRIT7	15557	1	CALIFORNIA ST UNI	25,000.00	83.4020000	21,220.57	3.500	10/01/2036	10/01/2029	100.0000000
13063DRIT7	15580	1	CALIFORNIA ST UNI	25,000.00	83.4020000	21,220.57	3.500	10/01/2036	10/01/2029	100.0000000
130179KW3	15603	1	CALIFORNIA EDL UNIV EDUC	5,000.00	96.2900000	4,897.49	3.181	04/01/2027		
130179LA0	15834	1	CALIFORNIA EDL UNIV EDUC	15,000.00	89.8640000	13,685.29	3.561	04/01/2031	04/01/2027	100.0000000

Portfolio CINV

AP

Data Updated: ~REPORT~: 02/18/2026 10:58

AT (PRC\_DT) 7.3.11

Report Ver: 7.3.11

Run Date: 02/18/2026 - 10:59

Investment Pool #1  
Investments by All Types  
January 31, 2026

CUSIP	Investment #	Pool	Issuer	Par Value	Purchase Price	Book Value	Current Rate	Maturity Date	Call Date	Call Price
<b>Municipal Bonds</b>										
140559RCF0	15388	1	CAPITOL AREA DE	15,000.00	91.4390000	14,094.21	2.458	10/01/2028		
143287DN7	15841	1	CARMEL IND LOC	10,000.00	86.4800000	8,978.20	3.491	07/15/2032		
14329NFK5	15842	1	CARMEL IND REDE	15,000.00	93.8000000	14,485.71	1.409	02/01/2027		
13080SE26	15053	1	California Stew Comnty Dev	320,000.00	85.0000000	290,659.52	2.040	04/01/2029		
13080SE26	15060	1	California Stew Comnty Dev	240,000.00	85.0000000	217,994.64	2.040	04/01/2029		
13080SD92	15387	1	California Stew Comnty Dev	30,000.00	90.5560000	28,128.79	1.905	04/01/2028		
13080SZ56	15501	1	California Stew Comnty Dev	10,000.00	82.2300000	8,542.78	1.877	02/01/2031		
13080SD84	15502	1	California Stew Comnty Dev	15,000.00	92.1740000	14,395.05	1.730	04/01/2027		
13080SE34	15503	1	California Stew Comnty Dev	10,000.00	84.9180000	8,806.17	2.140	04/01/2030		
13080SD84	15572	1	California Stew Comnty Dev	5,000.00	92.3020000	4,798.18	1.730	04/01/2027		
13080SD92	15638	1	California Stew Comnty Dev	5,000.00	90.8520000	4,679.45	1.905	04/01/2028		
13080SE83	16144	1	California Stew Comnty Dev	15,000.00	81.4950000	12,301.13	2.590	04/01/2035		
GC-1491STAY7	14231	1	CATHEDRAL CITY	155,000.00	98.9280000	154,429.72	3.755	12/01/2027		
154070AQ9	15303	1	CENTRAL MARIN P	10,000.00	84.2080000	8,606.25	2.798	02/01/2036		
154070AR7	15658	1	CENTRAL MARIN P	20,000.00	79.9700000	16,299.57	2.898	02/01/2037	02/01/2031	100.0000000
156792KRR3	15389	1	CERRITOS CALIF	10,000.00	79.7420000	8,186.80	2.768	08/01/2035		
167393NQ6	14672	1	Chicago Heights	15,000.00	95.7070000	14,859.81	3.855	12/01/2026		
167393NS2	15608	1	Chicago Heights	10,000.00	95.9380000	9,628.82	4.716	12/01/2035	12/01/2029	100.0000000
167393NS2	16134	1	Chicago Heights	15,000.00	97.8890000	14,691.29	4.716	12/01/2035	12/01/2029	100.0000000
167505OK5	15237	1	CHICAGO IL BRD	15,000.00	105.0430000	15,544.06	6.319	11/01/2029		
170473AD4	15558	1	CHOWCHILLA CALF	15,000.00	92.5400000	14,098.33	3.930	06/01/2030		
16557HGAT	15523	1	CHESTER CNTY PA	15,000.00	81.1650000	12,541.64	2.574	06/01/2033		
17132E8P8	15843	1	CHULA VISTA CAL	25,000.00	88.7400000	22,448.31	3.775	12/01/2033		
1716467A0	15236	1	CICERO IL	10,000.00	91.1690000	9,499.31	1.850	01/01/2028		
19648GG55	15974	1	COLORADO HSG & FIN	45,000.00	100.0000000	45,000.00	5.337	11/01/2033		
19961ABE5	16174	1	COLUMBUS OHIO ME	40,000.00	100.5000000	40,197.96	5.950	12/01/2043		
19961ABE5	16188	1	COLUMBUS OHIO ME	40,000.00	100.5000000	40,197.96	5.950	12/01/2043		
196711QA6	15847	1	COLORADO ST CTF	10,000.00	90.2700000	9,120.72	3.969	09/01/2033		
197036PVO	15848	1	COLTON CALF JT	30,000.00	77.1900000	23,693.60	2.571	08/01/2035		
GC-20281PMMK5	14347	1	COMMONWEALTH	70,000.00	95.1040000	69,702.85	2.319	06/01/2026		
20775JFE4	16166	1	CONNECTICUT HOUSING FINANCE	25,000.00	100.0000000	25,000.00	4.983	11/15/2036		
20775JFE4	16182	1	CONNECTICUT HOUSING FINANCE	75,000.00	100.0000000	75,000.00	4.983	11/15/2036		
213471HK4	14206	1	COOK COUNTY	35,000.00	82.3390000	31,414.82	1.700	12/01/2030		
215219ND4	14852	1	COOK COUNTY	10,000.00	76.4800000	8,253.04	2.375	12/01/2032		
215219ND4	14962	1	COOK COUNTY	10,000.00	79.9900000	8,471.29	2.375	12/01/2032		
215219ND4	15048	1	COOK COUNTY	10,000.00	81.5600000	8,579.32	2.375	12/01/2032		
215021SB3	15136	1	COOK COUNTY	5,000.00	99.6100000	4,984.19	5.250	12/01/2033		
215219ND4	15177	1	COOK COUNTY	15,000.00	81.5800000	12,769.29	2.375	12/01/2032		

Data Updated: ~REPORT~: 02/18/2026 10:58

Run Date: 02/18/2026 - 10:59

Portfolio CINV

AP

AT (PRE\_DT) 7.3.11  
Report Ver. 7.3.11

Investment Pool #1  
Investments by All Types  
January 31, 2026

CUSIP	Investment #	Pool	Issuer	Par Value	Purchase Price	Book Value	Current Rate	Maturity Date	Call Date	Call Price
<b>Municipal Bonds</b>										
215219ND4	15199	1	COOK COUNTY	10,000.00	82,340,000.00	8,558.61	2.375	12/01/2032		
215260MP2	15446	1	COOK COUNTY	10,000.00	83,060,000.00	8,494.43	3.037	12/01/2034		
214183MJ1	15570	1	COOK COUNTY	10,000.00	87,220,000.00	8,846.48	4.000	12/01/2035		100,000,000.00
214291FE1	15646	1	COOK COUNTY	10,000.00	93,487,000.00	9,399.08	4.375	12/01/2036		
215260ML1	15849	1	COOK COUNTY	10,000.00	85,220,000.00	8,701.88	2.737	12/01/2031		100,000,000.00
220228BV1	15269	1	CORPUS CHRISTI	5,000.00	87,721,000.00	4,468.60	3.067	12/01/2034		
220228BV1	15286	1	CORPUS CHRISTI	5,000.00	87,721,000.00	4,468.60	3.067	12/01/2034		
220113TV0	16104	1	CORPUS CHRISTI	75,000.00	101,101,000.00	75,804.33	5.450	03/01/2040		
IG-21969AAH5	14419	1	CORONA CALIFORNIA	30,000.00	80,740,000.00	27,124.52	2.042	05/01/2029		
GC-21969AAH5	14538	1	CORONA CALIFORNIA	55,000.00	80,374,000.00	49,598.23	2.042	05/01/2029		
22162ABN4	15850	1	COSUMNES CMNTY	20,000.00	84,980,000.00	17,209.16	3.625	09/01/2036		
223047AJ0	14767	1	COVINA CALIFORNIA	35,000.00	81,298,000.00	30,934.04	2.066	08/01/2030		
223047AJ0	14789	1	COVINA CALIFORNIA	65,000.00	81,827,000.00	57,445.26	2.066	08/01/2030		
392397CJ2	15137	1	Gr Wenatchee W	30,000.00	91,750,000.00	29,401.21	1.695	09/01/2026		
22973PAH4	14232	1	CUDAHY CALIFORNIA	10,000.00	99,320,000.00	9,989.14	3.779	10/01/2026		
230614QD4	15851	1	CUMBERLAND CNTY PA	35,000.00	80,050,000.00	28,608.00	3.000	11/01/2034		
234596AE4	15233	1	DALLAS COUNTY ARK	45,000.00	100,555,000.00	45,166.18	5.200	01/01/2029	01/01/2027	101,000,000.00
234596AE4	15234	1	DALLAS COUNTY ARK	60,000.00	101,144,000.00	60,499.39	5.300	01/01/2030	01/01/2027	101,000,000.00
2350366F1	15629	1	DALLAS FORT WOR	5,000.00	78,800,000.00	4,024.68	2.896	11/01/2036		
235839DYO	15293	1	DANA POINT CALI	15,000.00	80,399,000.00	12,421.58	2.493	09/01/2035		
254841AH2	15231	1	DISTRICT ENERGY ST PA	10,000.00	90,470,000.00	9,385.57	2.300	10/01/2028		
258684AQ0	15265	1	DOUGLAS ARIZONA	40,000.00	79,340,000.00	32,802.52	2.686	01/01/2036	01/01/2031	100,000,000.00
258684AQ0	15447	1	DOUGLAS ARIZONA	25,000.00	77,775,000.00	20,001.06	2.686	01/01/2036	01/01/2031	100,000,000.00
273695XAS	15246	1	EAST MOLINE IL	15,000.00	86,098,000.00	13,277.27	3.122	01/15/2033		
282659BE0	15088	1	El Cajon Calif	20,000.00	81,550,000.00	17,187.85	2.390	04/01/2032		
282659BE0	15156	1	El Cajon Calif	10,000.00	81,527,000.00	8,556.49	2.390	04/01/2032		
282659BE0	15229	1	El Cajon Calif	10,000.00	86,140,000.00	8,882.75	2.390	04/01/2032		
282659BF7	15347	1	El Cajon Calif	10,000.00	82,915,000.00	8,543.80	2.490	04/01/2033		
282659BE0	15391	1	El Cajon Calif	10,000.00	82,710,000.00	8,535.53	2.390	04/01/2032		
283062EO6	15852	1	EL DORADO CALIF	35,000.00	79,630,000.00	28,706.73	1.827	03/01/2032		
284035AL6	15853	1	EL SEGUNDO CALI	10,000.00	82,240,000.00	8,422.70	2.417	07/01/2032		
291180AM9	15581	1	EMERYVILLE CALIF MULTT HSG	10,000.00	93,170,000.00	9,384.65	4.610	08/01/2035		
292521GZ8	16010	1	ENCINITAS CALIF	35,000.00	78,036,000.00	27,736.31	2.375	10/01/2035		
292528CM6	14845	1	ENCINITAS CA SPL	15,000.00	79,217,000.00	12,949.86	1.940	09/01/2030		
293430CC6	15854	1	ENNIS TEX ECONOMI	5,000.00	92,920,000.00	4,676.74	4.500	08/01/2034		
296228DD5	15216	1	EVANSTON ILL	15,000.00	86,114,000.00	13,202.91	3.650	12/01/2035		
341271AH7	15472	1	FLORIDA ST BRD	90,000.00	101,362,000.00	91,083.80	5.526	07/01/2034		
341271AH7	15524	1	FLORIDA ST BRD	50,000.00	101,202,000.00	50,531.84	5.526	07/01/2034		

Portfolio CINV

AP

AT (PRE\_DT) 7.3.11

Report Ver. 7.3.11

Data Updated: ~REPORT~: 02/18/2026 10:58

Run Date: 02/18/2026 - 10:59

CUSIP	Investment #	Pool	Issuer	Par Value	Purchase Price	Book Value	Current Rate	Maturity Date	Call Date	Call Price
<b>Municipal Bonds</b>										
341271AH7	15601	1	FLORIDA ST BRD	25,000.00	101.6573200	25,372.31	5.526	07/01/2034		
341271AH7	15622	1	FLORIDA ST BRD	25,000.00	101.6573200	25,372.31	5.526	07/01/2034		
341271AH7	16018	1	FLORIDA ST BRD	50,000.00	102.3300000	51,092.86	5.526	07/01/2034		
348188BG7	14263	1	fort ordinary calif	60,000.00	92.7100000	58,641.32	2.410	09/01/2027		
348188BR3	15305	1	fort ordinary calif	10,000.00	89.2600000	9,086.31	3.044	09/01/2033		
356640JP8	14853	1	FRESPORT IL	25,000.00	92.3720000	23,811.29	4.125	01/01/2030		
358233CE2	15857	1	FRESNO CALIF UN	30,000.00	79.6520000	24,331.95	2.997	08/01/2036		
36005FBM6	15393	1	FULLTON CNTY GA	85,000.00	97.3500000	83,522.82	4.071	03/15/2028		
367074BM2	15291	1	GARZA CNTY TEX	15,000.00	101.4170000	15,167.22	4.950	02/01/2031		
IG-365471AL5	14556	1	GARDENA CALIF	40,000.00	83.2000000	35,799.19	2.963	04/01/2031		
GC-365471AL5B	14558	1	GARDENA CALIF	30,000.00	83.2000000	26,850.96	2.963	04/01/2031		
365471AL5	14967	1	GARDENA CALIF	15,000.00	87.5700000	13,672.29	2.963	04/01/2031		
365471AL5	15049	1	GARDENA CALIF	20,000.00	88.0600000	18,287.05	2.963	04/01/2031		
365471AL5	15201	1	GARDENA CALIF	10,000.00	87.6900000	9,054.64	2.963	04/01/2031		
365471AC6	15394	1	GARDENA CALIF	10,000.00	94.3100000	9,708.92	2.366	04/01/2027		
365471AL5	15449	1	GARDENA CALIF	20,000.00	87.8900000	18,004.91	2.963	04/01/2031		
365471AJ0	15858	1	GARDENA CALIF	5,000.00	91.1900000	4,649.08	2.763	04/01/2029		
371784HY8	15309	1	GENESEO ILL	50,000.00	81.5530100	41,857.63	2.550	02/01/2036		
371784HY8	15323	1	GENESEO ILL	50,000.00	81.5530000	41,857.63	2.550	02/01/2036		
IG-377360Y5	14394	1	GLASSBORO	10,000.00	77.0100000	8,741.34	1.942	01/15/2030		
3788612AN5	14168	1	GLENDORA CALIF PENSI	15,000.00	87.6600000	13,976.77	2.395	06/01/2030		
378612AN5A	14169	1	GLENDORA CALIF PENSI	15,000.00	87.9240000	13,998.66	2.395	06/01/2030		
878612AN5-IG	14621	1	GLENDORA CALIF PENSI	5,000.00	81.7650000	4,466.49	2.395	06/01/2030		
38122NB27	14180	1	GOLDEN ST TOBACCO	135,000.00	89.4800000	129,332.69	2.086	06/01/2028		
GC-38122NC75	14203	1	GOLDEN ST TOBACCO	30,000.00	90.4800000	28,852.68	2.532	06/01/2028		
38122NC75	14311	1	GOLDEN ST TOBACCO	15,000.00	90.4800000	14,426.34	2.532	06/01/2028		
IG-38122NC83	14421	1	GOLDEN ST TOBACCO	20,000.00	82.8100000	18,267.28	2.587	06/01/2029		
IG38122NC59	14443	1	GOLDEN ST TOBACCO	25,000.00	88.7700000	24,740.85	2.158	06/01/2026		
GC-38122NC75	14539	1	GOLDEN ST TOBACCO	25,000.00	83.3100000	23,254.53	2.532	06/01/2028		
GC-38122NC59X	14557	1	GOLDEN ST TOBACCO	10,000.00	90.8200000	9,912.15	2.158	06/01/2026		
38122NB27	14756	1	GOLDEN ST TOBACCO	5,000.00	88.2700000	4,730.79	2.086	06/01/2028		
38122NC83	14757	1	GOLDEN ST TOBACCO	10,000.00	87.2860000	9,303.34	2.587	06/01/2029		
38122NC59	15086	1	GOLDEN ST TOBACCO	10,000.00	93.3300000	9,902.27	2.158	06/01/2026		
38122NB27	15395	1	GOLDEN ST TOBACCO	10,000.00	90.8600000	9,381.34	2.086	06/01/2028		
38122NC67	15396	1	GOLDEN ST TOBACCO	10,000.00	93.7500000	9,659.48	2.332	06/01/2027		
38122NC75	15397	1	GOLDEN ST TOBACCO	10,000.00	91.8300000	9,446.99	2.532	06/01/2028		
38122ND33	15398	1	GOLDEN ST TOBACCO	200,000.00	85.4480000	175,249.12	3.037	06/01/2032		
38122NC75	15450	1	GOLDEN ST TOBACCO	10,000.00	92.1400000	9,466.69	2.532	06/01/2028		

Data Updated: ~REPORT~: 02/18/2026 10:58  
Run Date: 02/18/2026 - 10:59

CUSIP	Investment #	Pool	Issuer	Par Value	Purchase Price	Book Value	Current Rate	Maturity Date	Call Date	Call Price
<b>Municipal Bonds</b>										
38122ND33	15473	1	GOLDEN ST TOBACCO	170,000.00	85.4000000	148,860.81	3.037	06/01/2032	12/01/2031	100.0000000
38122NC59	15505	1	GOLDEN ST TOBACCO	10,000.00	96.1100000	9,909.36	2.158	06/01/2026		
38122NC75	15506	1	GOLDEN ST TOBACCO	20,000.00	92.0800000	18,922.62	2.532	06/01/2028		
384712EW1	14179	1	GRAHAM TX GO	95,000.00	89.6150000	90,024.16	2.420	08/15/2029		
387244DE3	15647	1	GRANITE CITY ILL	15,000.00	94.7200000	14,268.27	4.580	03/01/2037		
387244DE3	15650	1	GRANITE CITY ILL	15,000.00	95.0730000	14,316.77	4.580	03/01/2037		
387244DE3	16227	1	GRANITE CITY ILL	20,000.00	95.7240000	19,153.71	4.580	03/01/2037		
408431CH5	15859	1	HAMMOND IND SAN	20,000.00	80.4000000	16,516.22	2.100	07/15/2032		
408431CK8	15860	1	HAMMOND IND SAN	15,000.00	77.8400000	12,001.14	2.200	07/15/2033	07/15/2030	100.0000000
414792LP4	15451	1	HARRISBURG PA	15,000.00	78.3910000	12,086.24	2.729	12/01/2035		
414792LP4	15861	1	HARRISBURG PA	105,000.00	77.0200000	82,703.82	2.729	12/01/2035		
412882WY4	15909	1	HARLINGEN TEX	20,000.00	89.9020000	18,123.81	4.140	08/15/2036		
419792ZB5	15474	1	HAWAII ST ARPTS	10,000.00	73.0130000	7,557.80	2.145	08/01/2036	08/01/2030	100.0000000
428061EM3	15559	1	HESPERIA CALIF	10,000.00	81.0930000	8,354.78	2.539	02/01/2033		
428061EM3	15582	1	HESPERIA CALIF	10,000.00	81.0930000	8,354.78	2.539	02/01/2033		
430034BB3	15712	1	HIGHLAND CALIF	15,000.00	96.7900000	14,733.73	3.125	02/01/2027		
432275AJ4	15863	1	HILLSBOROUGH CN	10,000.00	98.7250000	9,942.37	4.151	10/01/2026		
IG-43232VVJ7	14395	1	HILLSBORO	40,000.00	85.9000000	38,294.96	2.191	07/01/2027		
432094AC4	15526	1	HILLSBORO	40,000.00	100.2870000	40,063.05	5.146	06/01/2027		
43233AAGD2	15648	1	HILLSBORO	10,000.00	87.4980000	8,858.90	3.584	08/01/2035		
43233AAGD2	16017	1	HILLSBORO	15,000.00	86.3550000	13,066.86	3.584	08/01/2035		
438687EQ4	15527	1	HONOLULU HAWAII	10,000.00	88.7200000	8,977.72	4.004	09/01/2036		
443730PD2	15528	1	HUDSON CNTY N J	15,000.00	77.1880000	11,937.33	2.479	06/01/2035		
45203ML25	15864	1	ILLINOIS HSG DE	10,000.00	97.3500000	9,788.89	4.452	04/01/2029		
452153GR4	15452	1	ILLINOIS ST	10,000.00	100.1600000	10,002.95	5.213	05/01/2026		
452152QT1	15562	1	ILLINOIS ST	10,000.00	99.6700000	9,995.44	4.760	04/01/2026		
452152HK0	16215	1	ILLINOIS ST	10,000.00	100.2900000	10,012.08	6.750	03/01/2026		
45506DK53	15276	1	INDIANA ST FIN AU	5,000.00	97.7580000	5,000.00	3.300	02/01/2026		
457074BL5	15453	1	INGLEWOOD CALIF	15,000.00	88.3800000	13,545.09	3.182	09/01/2031		
484062MD3	15173	1	KANE ETC IL CCD	10,000.00	77.3510000	8,303.74	1.125	12/15/2030		
491196Z53	15868	1	KENTUCKY ASSN OF COUNTIES FIN	15,000.00	84.0100000	12,886.27	2.700	02/01/2032		
491034AM6	15182	1	Kenton County	15,000.00	92.1240000	14,046.76	4.226	01/01/2033		
491034AM6	15867	1	Kenton County	45,000.00	91.0600000	41,397.96	4.226	01/01/2033		
494242SQ4	15869	1	KILLINGLY CONN	45,000.00	86.1300000	39,214.74	3.750	05/01/2036		
495731BD2	15870	1	KINGMAN ARIK EXG	20,000.00	77.3200000	15,859.79	2.490	07/15/2034		
485321CY7	15949	1	KANSAS PWR POOL	10,000.00	94.8600000	9,729.00	1.480	12/01/2026		
503433AH7	14208	1	LAHABRA CALIF PENSI	10,000.00	90.1200000	9,506.00	2.473	08/01/2029		
509262FN6	15284	1	LAKE CNTY ILL CM	25,000.00	99.4000000	24,871.66	4.450	01/01/2034		

Data Updated: -REPORT~: 02/18/2026 10:58

Run Date: 02/18/2026 - 10:59

Portfolio CINV

AP

AT (PRF\_DT) 7.3.11  
Report Ver: 7.3.11

CUSIP	Investment #	Pool	Issuer	Par Value	Purchase Price	Book Value	Current Rate	Maturity Date	Call Date	Call Price
<b>Municipal Bonds</b>										
86459AD02	14182	1	LAKE ELSINORE	50,000.00	89,726,000.00	48,087.97	2.023	03/01/2028		
50962CBH6	14946	1	Lake Elsinore CA	250,000.00	77,234,000.00	209,259.56	2.330	09/01/2031		
512246NNS	15401	1	LAKEVIEW MICH CMN	100,000.00	73,000,000.00	75,250.47	2.400	05/01/2038		
513802BC1	15402	1	LANCASTER CALIF	10,000.00	95,070,000.00	9,558.74	4.750	08/01/2035		
513802BC1	15403	1	LANCASTER CALIF	100,000.00	95,283,000.00	95,778.03	4.750	08/01/2035		
516447CX5	14207	1	LANSING MI	15,000.00	96,730,000.00	14,763.83	3.450	05/01/2029		
IG-516447CX5	14365	1	LANSING MI	15,000.00	89,180,000.00	14,192.64	3.450	05/01/2029		
516447CX5	14824	1	LANSING MI	5,000.00	91,650,000.00	4,763.79	3.450	05/01/2029		
516447CZ0	14855	1	LANSING MI	20,000.00	86,630,000.00	18,151.48	3.680	05/01/2031	05/01/2029	100,000,000.00
50420BDF6	14170	1	LA QUINTA CA	45,000.00	90,779,000.00	44,408.03	1.418	09/01/2026		
IG-50420BDF6	14364	1	LA QUINTA CA	20,000.00	86,685,000.00	19,598.25	1.418	09/01/2026		
50420BDG4	15399	1	LA QUINTA CA	10,000.00	91,930,000.00	9,526.27	1.728	09/01/2027		
50420BCX8	15400	1	LASALLE CNTY	15,000.00	93,187,000.00	14,125.94	4.217	09/01/2032	09/01/2026	100,000,000.00
504516EUS	14181	1	LA ST ENGY & PW	100,000.00	89,239,000.00	95,160.12	2.150	12/15/2028		
546462EP3	14826	1	LA ST ENGY & PW	10,000.00	77,063,000.00	8,346.62	2.332	06/01/2032		
546462EP3	14827	1	LA ST ENGY & PW	15,000.00	77,098,000.00	12,523.72	2.332	06/01/2032		
546462EP3	14839	1	LA ST ENGY & PW	15,000.00	77,098,000.00	12,523.72	2.332	06/01/2032		
546462EP3	14840	1	LA ST ENGY & PW	10,000.00	76,553,000.00	8,306.65	2.332	06/01/2032		
546462EN8	14948	1	LA ST ENGY & PW	15,000.00	77,735,000.00	12,625.95	2.182	06/01/2031	06/01/2030	100,000,000.00
518481ASS	14237	1	LAUDERDALE COUNTY	15,000.00	92,820,000.00	14,885.67	1.900	07/01/2026		
518481ASS	15143	1	LAUDERDALE COUNTY	15,000.00	92,925,000.00	14,796.17	1.900	07/01/2026		
518481ASS	15196	1	LAUDERDALE COUNTY	10,000.00	93,970,000.00	9,872.96	1.900	07/01/2026		
525641BR6	15404	1	LEMON GROVE CAL	10,000.00	87,510,000.00	8,895.71	3.631	08/01/2034		
527300LC9	16113	1	LEVELLAND TEX	30,000.00	101,171,000.00	30,335.48	4.880	08/15/2033		
534272N21	15204	1	LINCOLN NE ELEC	15,000.00	76,676,000.00	12,080.04	1.799	09/01/2033		
53820AAL8	15871	1	LIVERMORE CALIF	10,000.00	82,220,000.00	8,433.10	2.365	02/01/2032		
543573EB1	15656	1	LORAIN CNTY OHI	5,000.00	78,880,000.00	4,027.77	2.638	12/01/2035		
54465AAGS5	15179	1	LOS ANGELES CAL	35,000.00	93,860,000.00	34,434.47	2.375	09/01/2026		
544646AG9	15405	1	LOS ANGELES CAL	100,000.00	101,944,000.00	101,027.97	5.981	05/01/2027		
544445U72	15872	1	LOS ANGELES CAL	10,000.00	92,680,000.00	9,550.14	1.425	05/15/2027		
53945CLA6	15873	1	LOS ANGELES CAL	15,000.00	91,049,000.00	13,790.65	4.040	06/01/2033		
5445872W7	16022	1	LOS ANGELES CAL	10,000.00	90,054,000.00	9,167.66	1.648	11/01/2028		
54660DAG4	15477	1	LOUISVILLE & JE	10,000.00	95,910,000.00	9,723.98	3.711	05/15/2028		
IG-546399MD6	14423	1	LOUISIANA PUBLIC FAC	15,000.00	82,430,000.00	13,671.73	2.410	06/01/2029		
546850CC0	15408	1	LOUISVILLE KY R	15,000.00	97,440,000.00	14,737.15	4.133	07/01/2028		
5462827E8	15874	1	LOUISIANA LOG GO	10,000.00	90,620,000.00	9,173.37	3.750	02/01/2032		
546540SJ5	15530	1	LOUISIANA ST UN	25,000.00	77,419,000.00	19,891.48	2.711	07/01/2036		
550802LB6	14846	1	LYCOMING CON PA	15,000.00	82,790,000.00	13,323.98	2.464	07/01/2030		

Data Updated: ~REPORT~: 02/18/2026 10:58

Run Date 02/18/2026 - 10:59

Portfolio CINV  
AP

AT (PRF-DT) 7.3.11  
Report Ver. 7.3.11

Investment Pool #1  
Investments by All Types  
January 31, 2026

CUSIP	Investment #	Pool	Issuer	Par Value	Purchase Price	Book Value	Current Rate	Maturity Date	Call Date	Call Price
<b>Municipal Bonds</b>										
551537AH6	15875	1	LYNN HAVEN FLA RE	10,000.00	91.9500000	9,391.69	2.500	08/01/2028		
551785DN5	15876	1	LYNWOOD CALIF	70,000.00	84.5400000	60,013.11	3.810	10/01/2035		
555512JL7	16041	1	MACON & MOULTRIE	75,000.00	79.8430000	60,556.29	2.650	12/01/2036		
555512JP8	16060	1	MACON & MOULTRIE	50,000.00	76.6620000	38,696.44	2.950	12/01/2039		
555512JL7	16065	1	MACON & MOULTRIE	50,000.00	79.8430000	40,359.05	2.650	12/01/2036		
555512JP8	16069	1	MACON & MOULTRIE	50,000.00	76.6620000	38,696.44	2.950	12/01/2039		
56042RZ47	15531	1	MAINE HEALTH & UNIV EDUC	10,000.00	84.9980000	8,751.97	2.546	07/01/2031		
56453RBF0	14796	1	Manteca Califor	135,000.00	82.6800000	118,847.18	2.493	10/01/2031		
56453RBC7	14472	1	MANTECA CALIFORNIA	40,000.00	83.4600000	37,033.46	2.213	10/01/2028		
56453RBB8	14854	1	MANTECA CALIFORNIA	115,000.00	79.0200000	97,194.10	2.593	10/01/2032		
56453RBB8	14866	1	MANTECA CALIFORNIA	80,000.00	77.5600000	66,718.62	2.593	10/01/2032		
56453RBB6	15379	1	MANTECA CALIFORNIA	10,000.00	83.8100000	8,591.29	2.713	10/01/2033	04/01/2030	100.0000000
56453RBB8	15406	1	MANTECA CALIFORNIA	20,000.00	83.2900000	17,136.45	2.593	10/01/2032		
574348CR7	16009	1	MARYSVILLE CALI	10,000.00	79.5600000	8,055.60	2.966	06/01/2037		
574348CR7	16228	1	MARYSVILLE CALI	10,000.00	82.5900000	8,276.74	2.966	06/01/2037		
566027BD9	15288	1	MARBLE FALLS TEX	20,000.00	99.5000000	19,911.54	4.750	08/01/2036		
57419UUV8	15877	1	MARBLE FALLS TEX	15,000.00	95.9000000	14,515.54	4.000	02/01/2029		
57143YCD3	15991	1	MARYLAND ST CMN	25,000.00	100.0000000	25,000.00	5.413	09/01/2033		
57143YCD3	15180	1	MARQUETTE BROWN F	25,000.00	84.7330000	21,707.85	3.670	05/01/2036		
5742183K7	15546	1	MARQUETTE BROWN F	5,000.00	86.0600000	4,397.11	3.670	05/01/2036		
57583UXX1	15407	1	MASSACHUSETTS S	35,000.00	101.1000000	35,276.35	5.353	12/01/2028		
584566GMD	15878	1	MEDICAL CTR EDL	5,000.00	92.4200000	4,764.05	1.425	06/01/2027		
58612HAP5	15409	1	MEMPHIS-SHELBY C	15,000.00	77.7060000	11,967.68	2.680	12/01/2036		
58612HAN0	15454	1	MEMPHIS-SHELBY C	40,000.00	77.6790000	31,973.96	2.550	12/01/2035	12/01/2029	100.0000000
592643DY3	14171	1	MET WA DC ARPT	175,000.00	89.2980000	165,425.40	2.471	10/01/2029		
59333PAR7	14176	1	MIAMI DADE	15,000.00	98.4100000	14,877.88	3.862	10/01/2029		
59333NU68	14183	1	MIAMI DADE	50,000.00	86.8000000	46,629.79	2.036	10/01/2029		
59333PB07	15410	1	MIAMI DADE	10,000.00	83.6900000	8,602.50	2.649	10/01/2032	10/01/2029	100.0000000
IG-59447TWG4	14425	1	MICHIGAN FIN	15,000.00	83.8900000	13,570.66	3.210	11/01/2030		
594654PZ2	15368	1	MICHIGAN ST HSG	15,000.00	76.8000000	11,852.50	2.444	12/01/2036		
594654UY9	15411	1	MICHIGAN ST HSG	15,000.00	101.9700000	15,212.11	5.552	12/01/2028		
594654PU3	15455	1	MICHIGAN ST HSG	10,000.00	81.5300000	8,447.28	2.114	12/01/2031	12/01/2030	100.0000000
594654PJ8	15879	1	MICHIGAN ST HSG	5,000.00	94.0300000	4,848.48	1.198	12/01/2026		
597502B05	16212	1	MILAND CNTY TE	10,000.00	98.7900000	9,914.97	1.126	05/15/2026		
59830RAH5	15532	1	MIDWEST CITY OKLA	10,000.00	97.3950000	9,820.70	4.200	07/01/2028		
IG-602366VP8	14424	1	MILWAUKEE WI	60,000.00	83.5500000	54,527.01	2.870	03/01/2030		
603827YC4	15880	1	MINNEAPOLIS & S	15,000.00	91.7900000	13,897.36	4.196	01/01/2033		

Data Updated: ~REPORT~: 02/18/2026 10:58

Run Date: 02/18/2026 - 10:59

Portfolio CINV

AP

AT (PRF-DT) 7.3.11  
Report Ver 7.3.11

Investment Pool #1  
Investments by All Types  
January 31, 2026

CUSIP	Investment #	Pool	Issuer	Par Value	Purchase Price	Book Value	Current Rate	Maturity Date	Call Date	Call Price
<b>Municipal Bonds</b>										
60416UHR9	15261	1	MINNESOTA ST HS	85,000.00	100.0000000	85,000.00	5.223	07/01/2035		
60416UHR9	15267	1	MINNESOTA ST HS	110,000.00	100.0000000	110,000.00	5.223	07/01/2035		
60416UNG6	15369	1	MINNESOTA ST HS	60,000.00	100.0000000	60,000.00	4.977	07/01/2035	01/01/2033	100.0000000
60416T2B3	15478	1	MINNESOTA ST HS	10,000.00	100.9500000	10,060.30	5.364	01/01/2028		
60416URA5	15660	1	MINNESOTA ST HS	100,000.00	100.0000000	100,000.00	5.846	07/01/2045	01/01/2034	100.0000000
60416UXT7	16131	1	MINNESOTA ST HS	50,000.00	100.0000000	50,000.00	5.644	07/01/2045	07/01/2033	100.0000000
60416UXT7	16141	1	MINNESOTA ST HS	75,000.00	100.0000000	75,000.00	5.644	07/01/2045	07/01/2033	100.0000000
613357CF7	14239	1	MNTGRY CN MD LTD	10,000.00	90.9190000	9,697.78	2.000	11/01/2027		
GCG13357CF7	14537	1	MNTGRY CN MD LTD	15,000.00	87.1000000	14,311.66	2.000	11/01/2027		
608557CS1	15456	1	MOLINE ILL	15,000.00	80.1800000	12,302.30	3.056	12/01/2036		
612193AJ1	14867	1	MONTCLAIR CALIF	10,000.00	79.0800000	8,546.80	2.499	06/01/2031		
612193AK8	15412	1	MONTCLAIR CALIF	20,000.00	83.5600000	17,203.79	2.649	06/01/2032	06/01/2031	100.0000000
611101MO6	15881	1	MONTROE MICHIGAN	5,000.00	88.4900000	4,475.86	3.840	05/01/2034		
612043KM0	15882	1	MONTANA FAC FIN	25,000.00	99.2200000	24,933.67	4.785	07/01/2026		
612496AZ2	14196	1	MONTREY CA	15,000.00	95.2500000	14,778.44	2.900	09/01/2027		
61256QAH9	14792	1	MONTREY CA	135,000.00	81.8900000	121,200.28	1.793	06/01/2029		
61256QAH9	14928	1	MONTREY CA	25,000.00	79.6200000	21,964.25	1.793	06/01/2029		
612496BC2	15279	1	MONTREY CA	10,000.00	90.7240000	9,198.24	3.450	09/01/2034	09/01/2029	100.0000000
612496BC2	15883	1	MONTREY CA	50,000.00	85.7100000	43,469.96	3.450	09/01/2034	09/01/2029	100.0000000
61256QAM8	15884	1	MONTREY CA	390,000.00	78.4340000	314,243.08	2.193	06/01/2033	06/01/2031	100.0000000
613601DK6	14209	1	MONTGOMERY COUNTY	105,000.00	87.4200000	97,786.35	2.180	05/01/2030		
IG-613601DK6	14542	1	MONTGOMERY COUNTY	70,000.00	79.3310000	61,792.18	2.180	05/01/2030		
612254CC4	15413	1	MONTIE VISTA CALL	10,000.00	84.1190000	8,638.26	2.810	10/01/2032		
61685PEO7	15414	1	MORENO VALLEY C	10,000.00	82.7200000	8,533.38	2.354	05/01/2032		
61685PER5	15415	1	MORENO VALLEY C	10,000.00	81.6800000	8,411.98	2.504	05/01/2033	05/01/2026	100.0000000
620191AR7	15885	1	MOULTON ALA UTILS	50,000.00	78.3100000	39,902.67	2.900	01/01/2037		
624148NT5	16027	1	MOUNTAIN LAKE MINN	50,000.00	100.0000000	50,000.00	5.000	02/01/2035		
624410HO2	15886	1	MOUNTAIN VIEW C	5,000.00	97.7200000	4,925.92	3.985	08/01/2027		
62620HCNOA	14163	1	MUNICIPAL ELECTRIC	50,000.00	88.5900000	47,386.94	2.257	01/01/2029		
62620HCNM2	14184	1	MUNICIPAL ELECTRIC	105,000.00	88.9400000	100,901.29	2.117	01/01/2028		
627679LJ8	15416	1	MUSKOGON CNTY M	10,000.00	91.0500000	9,231.77	3.858	11/01/2032		
63968MM55	15479	1	NEBRASKA INVT FI	15,000.00	98.6280000	14,855.77	4.560	09/01/2028		
63968XCF0	15986	1	NEBRASKA INVT FI	40,000.00	100.0000000	40,000.00	5.682	03/01/2037		
64084FNU1	15507	1	NESHAMMY PA SCH	25,000.00	73.9820000	19,097.91	2.370	11/01/2036		
641279E59	15653	1	NEVADA HSG DIV	100,000.00	100.0000000	100,000.00	5.149	10/01/2035		
641279E91	15661	1	NEVADA HSG DIV	100,000.00	100.0000000	100,000.00	5.269	10/01/2037	04/01/2034	100.0000000
64990FY65	14185	1	NEW YORK	10,000.00	94.0650000	9,720.76	3.159	03/15/2029		
IG-650367RB3	14396	1	NEWARK NJ	110,000.00	64.9380000	88,389.13	0.100	04/01/2030		

Data Updated: -REPORT-: 02/18/2026 10:58

Run Date: 02/18/2026 - 10:59

Portfolio CINV

AP

AT (PRF\_DT) 7.3.11  
Report Ver. 7.3.11

Investment Pool #1  
Investments by All Types  
January 31, 2026

CUSIP	Investment #	Pool	Issuer	Par Value	Purchase Price	Book Value	Current Rate	Maturity Date	Call Date	Call Price
<b>Municipal Bonds</b>										
645021CF1	14856	1	NEW HAVEN CONN	10,000.00	80.3800000	8,565.29	2.862	08/01/2032		
64469MFK2	15887	1	NEW HAMPSHIRE ST	20,000.00	79.1200000	16,154.13	2.720	07/01/2035		
64542WBH2	15888	1	NEW HOPE CULTUR	10,000.00	86.4500000	8,744.80	3.782	04/01/2036		
64613CEZ7	15417	1	NEW JERSEY ST T	10,000.00	99.4300000	9,985.72	4.608	06/15/2026		
646066YY0	15889	1	NEW JERSEY ST T	5,000.00	95.6700000	4,862.15	2.979	07/01/2027		
646066ZE3	15927	1	NEW JERSEY ST T	30,000.00	86.7500000	26,357.95	3.640	07/01/2034		
6460665R7	15967	1	NEW JERSEY ST T	10,000.00	86.1220000	8,699.26	3.836	09/01/2036		
650468LM1	15721	1	NEWARK OHIO CITY	5,000.00	94.1900000	4,852.54	1.299	12/01/2026	09/01/2027	100.0000000
647719QL0	15248	1	NEW ORLEANS LA	30,000.00	76.2100000	23,735.34	2.291	06/01/2036		
647753ML3	15418	1	NEW ORLEANS LA	10,000.00	74.5810000	7,716.74	2.291	12/01/2035		
64763FJUM9	15928	1	NEW ORLEANS LA	10,000.00	87.8300000	8,863.71	4.000	12/01/2036		
64988YLC9	14248	1	NEW YORK STATE	20,000.00	91.3550000	19,921.35	1.221	04/01/2026		
IG-64990FEY65	14367	1	NEW YORK STATE	35,000.00	88.3400000	33,010.82	3.159	03/15/2029		
64990G4Z2	15649	1	New York Community Bank	15,000.00	80.4390000	12,323.98	2.692	07/01/2035		
64990GTX0	15719	1	New York Community Bank	15,000.00	94.8400000	14,507.19	2.604	07/01/2027		
64988YLN94	16054	1	New York Community Bank	50,000.00	99.3750000	49,697.58	5.786	10/01/2040	04/01/2033	100.0000000
64966QCG3	14210	1	NEW YORK NY	30,000.00	91.2910000	28,530.36	2.800	08/01/2030		
IG-64966QCG3	14366	1	NEW YORK NY	125,000.00	83.5900000	113,140.52	2.800	08/01/2030		
IG-64966QCG3A	14381	1	NEW YORK NY	145,000.00	82.5000000	130,318.75	2.800	08/01/2030		
64972H5H1	15716	1	NEW YORK NY	10,000.00	90.8200000	9,309.35	1.570	07/15/2028		
64971XE07	15717	1	NEW YORK NY	50,000.00	92.0600000	46,516.04	3.880	08/01/2031		
64971QZL1	15718	1	NEW YORK NY	20,000.00	98.2900000	19,835.40	3.900	11/01/2028		
653369W61	15280	1	NIAGARA FALLS NY	5,000.00	101.2200000	5,039.84	5.000	08/15/2028		
64577B8D9	14247	1	NJ ECON DEV	85,000.00	97.6000000	84,425.12	3.470	06/15/2027		
64577B8D9	14819	1	NJ ECON DEV	5,000.00	94.5010000	4,902.35	3.470	06/15/2027		
655505BT1	15722	1	NORCO CALIF CMN	55,000.00	86.3500000	48,049.67	3.752	03/01/2036	03/01/2028	100.0000000
658664BD0	15723	1	NORTH CHARLESTON	10,000.00	92.8600000	9,555.49	1.583	06/01/2027		
IG-656457NN4	14600	1	NORRISTOWN	20,000.00	89.2300000	18,851.09	3.709	11/01/2029		
646108G95	15890	1	NEW JERSEY ST HSG	5,000.00	84.2100000	4,277.27	3.300	11/01/2034		
667288BA6	14942	1	NW Open Access WA	185,000.00	77.2400000	156,087.43	2.120	12/01/2030		
64966WFZ5	15542	1	NEW YORK N Y CITY	20,000.00	83.1000000	17,074.00	2.700	02/01/2033		
64971PLL7	15633	1	NEW YORK N Y CITY	10,000.00	78.1270000	8,043.38	2.236	01/01/2034		
64966LYY1	15891	1	NEW YORK N Y CITY	5,000.00	95.4500000	4,828.09	3.600	08/01/2028		
64966MG06	15892	1	NEW YORK N Y CITY	10,000.00	95.0300000	9,613.32	3.550	12/01/2028	12/01/2026	100.0000000
650009V34	15480	1	NEW YORK ST	10,000.00	93.1460000	9,564.93	2.550	01/01/2028		
64990CJV4	15606	1	NEW YORK ST	5,000.00	97.8500000	4,966.82	3.270	07/01/2026		
650116BU9	15508	1	NEW YORK TRANSN	10,000.00	92.3110000	9,384.11	3.673	07/01/2030		
650116BC9	15720	1	NEW YORK TRANSN	20,000.00	96.3700000	19,537.75	3.423	07/01/2027		

Data Updated: -REPORT- 02/18/2026 10:58

Run Date: 02/18/2026 - 10:59

Portfolio CINV

AP

AT (PRF\_DT) 7.3.11  
Report Ver: 7.3.11

Investment Pool #1  
Investments by All Types  
January 31, 2026

CUSIP	Investment #	Pool	Issuer	Par Value	Purchase Price	Book Value	Current Rate	Maturity Date	Call Date	Call Price
<b>Municipal Bonds</b>										
671409GS3	15654	1	OAK LAWN ILL	10,000.00	91.8090000	9,246.27	4.512	12/01/2035		
671409GS3	16135	1	OAK LAWN ILL	10,000.00	96.4200000	9,650.97	4.512	12/01/2035		
671409GS3	16148	1	OAK LAWN ILL	10,000.00	96.4200000	9,650.97	4.512	12/01/2035		
677561JN3	15725	1	OHIO ST HOSP FA	5,000.00	96.4600000	4,905.94	2.919	01/01/2027		
67756QAV6	16264	1	OHIO ST HOSP FA	15,000.00	100.0100000	15,001.29	5.058	03/01/2026		
677704EB1	15481	1	OHIO UNIVERSITY GEN RCPTS	10,000.00	89.5300000	9,246.34	2.000	12/01/2028		
678505FX1	15726	1	OKLAHOMA AGRICULTURE	95,000.00	87.6400000	84,097.33	3.926	08/01/2036		
679225BW1	14240	1	OLMULGEE COUNTY	10,000.00	90.8900000	9,825.14	1.650	12/01/2026		
GC679225BW1	14533	1	OLMULGEE COUNTY	10,000.00	86.0900000	9,715.74	1.650	12/01/2026		
682832GV6	15419	1	ONONDAGA N Y CI	10,000.00	75.5000000	7,799.29	2.691	12/01/2035		
682832GV6	15482	1	ONONDAGA N Y CI	10,000.00	76.9330000	7,925.90	2.691	12/01/2035		
682832GT1	15621	1	ONONDAGA N Y CI	10,000.00	80.7200000	8,281.07	2.541	12/01/2033		12/01/2030
684100AM2	15326	1	ORANGE CALIF PEN	10,000.00	83.8800000	8,629.41	2.550	06/01/2033		100.0000000
686087X51	14769	1	OREGAN STATE	110,000.00	100.0820000	110,058.06	5.202	01/01/2031		
688028KU2	15420	1	OSCEOLA CNTY FL	20,000.00	103.3600000	20,343.78	6.658	04/01/2027		
688028KU2	16058	1	OSCEOLA CNTY FL	10,000.00	103.3450000	10,239.34	6.658	04/01/2027		
68803PDD9	14241	1	OSCEOLA CNTY FL	10,000.00	95.6310000	9,776.73	3.632	10/01/2029		
IG-688664PU9	14427	1	OSWEGO IL GO	20,000.00	78.2900000	17,649.42	1.800	12/15/2029		
688664PU9	14758	1	OSWEGO IL GO	10,000.00	83.3570000	9,026.83	1.800	12/15/2029		
688664PK1	16143	1	OSWEGO IL GO	5,000.00	84.6100000	4,245.16	3.672	12/15/2040	12/15/2027	100.0000000
692160SL4	15306	1	OYSTER BAY N Y	10,000.00	80.6660000	8,305.91	2.250	08/15/2035		
GC70869PMBR5	14445	1	PA ECO DEV FA	150,000.00	86.2210000	147,892.25	1.364	06/15/2026		
70869PMB9	15509	1	PA ECO DEV FA	10,000.00	78.4960000	8,055.32	2.852	06/15/2036		
696624BB0	14188	1	PALM DESERT	145,000.00	97.6300000	143,517.29	3.625	10/01/2028		
704621AG6	15727	1	PEACH CNTY & WARNER	5,000.00	98.8100000	4,982.63	4.000	06/01/2026		
70643UCV9	15311	1	PEMBROKE PINES	10,000.00	99.1410000	9,926.49	4.706	10/01/2033		
708292KH9	15728	1	PENNINGTON CNTY	15,000.00	92.4600000	14,295.88	1.250	06/01/2027		
IG-707487GT5	14397	1	PENN HILLS	10,000.00	90.9640000	9,468.66	4.750	10/01/2030		
709177BE0	15483	1	PENNSYLVANIA ST	25,000.00	85.3850000	21,980.50	2.577	05/01/2031		
709224V30	15624	1	PENNSYLVANIA ST	25,000.00	82.3700000	20,946.89	3.293	12/01/2036		
70869HBE4	15421	1	PENNSYLVANIA EC	10,000.00	86.6600000	8,872.46	2.972	03/01/2032		
70869HBE4	15729	1	PENNSYLVANIA EC	5,000.00	85.8100000	4,373.72	2.972	03/01/2032		
714369EO4	15730	1	PERRIS CALIF ELE	20,000.00	76.8700000	15,775.72	2.280	08/01/2034		
717904JP2	15544	1	PHILADELPHIA PA	15,000.00	99.5790000	14,968.07	5.087	03/15/2028		
721901LB0	15371	1	PIMA CNTY ARIZ	5,000.00	90.5600000	4,689.32	1.813	04/01/2028		
721901LB0	15422	1	PIMA CNTY ARIZ	100,000.00	90.4400000	93,686.03	1.813	04/01/2028		
722059REX5	15734	1	PINAL CNTY ARIZONA	40,000.00	96.5930000	38,970.18	4.041	08/01/2028		
72212CAE6	15731	1	PINAL & MARICOP	25,000.00	92.8300000	23,858.71	1.604	07/01/2027		

Data Updated: -REPORT-: 02/18/2026 10:58

Run Date: 02/18/2026 - 10:59

Portfolio CINV

AP

AT (PRF DT) 7.3.11  
Report Ver: 7.3.11

Investment Pool #1  
Investments by All Types  
January 31, 2026

CUSIP	Investment #	Pool	Issuer	Par Value	Purchase Price	Book Value	Current Rate	Maturity Date	Call Date	Call Price
<b>Municipal Bonds</b>										
73208PBM2	14801	1	Pomona CA Pen O	15,000.00	85.6690000	13,534.83	3.153	08/01/2031		
73208PBL4	14847	1	Pomona CA Pen O	40,000.00	84.9300000	36,060.77	3.003	08/01/2030		
73208PBM2	14866	1	Pomona CA Pen O	10,000.00	87.5100000	9,097.11	3.153	08/01/2031		
73208PBP5	15205	1	Pomona CA Pen O	10,000.00	87.7500000	8,979.48	3.353	08/01/2033		
73208PBM2	15584	1	Pomona CA Pen O	10,000.00	88.4600000	9,027.28	3.153	08/01/2031		
735240R70	15735	1	PORT PORTLAND O	15,000.00	97.6000000	14,877.55	3.214	07/01/2026		
735240S61	15736	1	PORT PORTLAND O	5,000.00	87.2100000	4,416.54	3.915	07/01/2034		
IG-735240S38	14398	1	PORT	20,000.00	86.1800000	18,411.72	3.715	07/01/2030	07/01/2029	100.0000000
735000TN1	14197	1	PORT OAKLAND	145,000.00	91.8420000	144,233.22	1.517	05/01/2026		
735000TN1	15911	1	PORT OAKLAND	10,000.00	81.1919000	9,585.22	1.517	05/01/2026		
738769AK4	15423	1	POWAY CALIF PEN	15,000.00	83.2600000	12,864.57	2.499	06/01/2032		
744829EE8	15457	1	PUEBLO CNTY COL	15,000.00	74.0430000	11,473.49	2.307	09/15/2036		
752111PM0	15737	1	RANCHO CALIF WATER	10,000.00	76.4800000	7,876.83	1.850	08/01/2033		
755553G32	14172	1	READING PA GO	10,000.00	89.1600000	9,439.74	2.399	11/01/2029		
IG-755553G32	14368	1	READING PA GO	5,000.00	82.7000000	4,538.80	2.399	11/01/2029		
755553G32	15324	1	READING PA GO	35,000.00	100.1700000	35,048.34	4.671	11/01/2031		
757710UK2	15534	1	REDONDO BEACH CA	10,000.00	74.5690000	7,719.61	2.110	08/01/2035		
75637PAK3	14795	1	Red Bluff Calif	15,000.00	81.2640000	13,088.77	2.476	07/15/2031		
75637PAK3	14919	1	Red Bluff Calif	10,000.00	77.1700000	8,388.28	2.476	07/15/2031		
75832AAL7	15738	1	REEDLEY CALIF R	20,000.00	78.8300000	16,062.11	2.912	11/01/2036		
7599115C0	15247	1	REGL TRANS AUTH I	10,000.00	81.6420000	8,411.05	2.790	06/01/2035		
76221TPA1	15426	1	RHODE ISLAND HSG	10,000.00	80.5680000	8,334.99	2.390	10/01/2032		
763721AH0	15535	1	RICHLAND FACS C	10,000.00	93.4300000	9,569.27	2.732	03/01/2028		
765531GA0	14199	1	RICHTON PARK IL	15,000.00	90.7460000	14,195.71	2.950	12/01/2030		
769059YA8	15739	1	RIVERSIDE CALIFORNIA	20,000.00	89.7400000	18,094.68	4.250	08/01/2036		
IG-769036BN3	14399	1	RIVERSIDE	20,000.00	89.6200000	19,807.93	2.490	06/01/2026		
IG-76913CBD0	14428	1	RIVERSIDE	15,000.00	86.7600000	14,044.97	3.120	02/15/2029		
GC-76913CBC2	14474	1	RIVERSIDE	20,000.00	88.3000000	19,103.10	3.070	02/15/2028		
GC-76913CBG2	14534	1	RIVERSIDE	15,000.00	88.1120000	14,311.85	3.070	02/15/2028		
IG-769036BN3AB	14544	1	RIVERSIDE	5,000.00	90.9100000	4,957.62	2.490	06/01/2026		
76913CBD0	14759	1	RIVERSIDE	10,000.00	91.8000000	9,569.54	3.120	02/15/2028		
76913CBC2	14817	1	RIVERSIDE	10,000.00	91.6300000	9,616.98	3.070	02/15/2028		
76913CBC2	14820	1	RIVERSIDE	5,000.00	92.1300000	4,822.91	3.070	02/15/2028		
76913CBC2	15141	1	RIVERSIDE	10,000.00	92.6400000	9,605.68	3.070	02/15/2028		
773160G4	14200	1	ROCKFORD	15,000.00	91.0400000	14,294.87	2.847	12/15/2029		
77316QH44	14869	1	ROCKFORD	20,000.00	81.0460000	17,173.47	3.147	12/15/2032		
772487N34	16056	1	ROCK ISLAND ILL	110,000.00	87.7360000	97,514.39	3.700	12/01/2031		
772487ZN3	16058	1	ROCK ISLAND ILL	110,000.00	87.7360000	97,089.90	3.700	12/01/2036	12/01/2027	100.0000000

Data Updated: ~REPORT~: 02/18/2026 10:58

Run Date: 02/18/2026 - 10:59

Investment Pool #1  
Investments by All Types  
January 31, 2026

CUSIP	Investment #	Pool	Issuer	Par Value	Purchase Price	Book Value	Current Rate	Maturity Date	Call Date	Call Price
<b>Municipal Bonds</b>										
777543YR8	15232	1	ROSEMONT IL	10,000.00	94,243,000.00	9,791.66	2.213	12/01/2026		
777543YR4	15236	1	ROSEMONT IL	15,000.00	91,456,000.00	14,155.53	2.646	12/01/2028		
777543Y06	15484	1	ROSEMONT IL	10,000.00	93,047,000.00	9,565.85	2.413	12/01/2027		
777543YR4	15553	1	ROSEMONT IL	10,000.00	91,456,000.00	9,383.87	2.646	12/01/2028		
79467BGAT	14668	1	Sales Tax IL	15,000.00	100,000,000.00	15,006.21	4.847	01/01/2031		
79467BGAT	14670	1	Sales Tax IL	15,000.00	100,000,000.00	15,006.21	4.847	01/01/2031		
79467BGAT	14694	1	Sales Tax IL	10,000.00	98,098,000.00	9,880.53	4.847	01/01/2031		
79467BGAT	14783	1	Sales Tax IL	10,000.00	99,339,000.00	9,956.70	4.847	01/01/2031		
79467BGAT	14821	1	Sales Tax IL	5,000.00	98,690,000.00	4,956.53	4.847	01/01/2031		
79467BJJ5	15740	1	Sales Tax IL	35,000.00	97,460,000.00	34,303.91	4.581	01/01/2029		
79467BDG7	15912	1	Sales Tax IL	15,000.00	85,146,000.00	13,004.33	3.007	01/01/2033		
799381AG3A	14165	1	SAN RAMON	55,000.00	88,590,000.00	52,428.32	1.870	07/01/2028		
IG799381AH1	14485	1	SAN RAMON	75,000.00	79,380,000.00	67,097.24	1.980	07/01/2029		
79625GNB5	16169	1	SAN ANTONIO TEX	60,000.00	100,550,000.00	60,326.56	5.469	02/01/2045		
79625GNB5	16184	1	SAN ANTONIO TEX	80,000.00	101,500,000.00	81,187.50	5.469	02/01/2045		
79625GNB5	16185	1	SAN ANTONIO TEX	65,000.00	100,550,000.00	65,353.78	5.469	02/01/2045		
79625GNB5	16203	1	SAN ANTONIO TEX	65,000.00	100,931,000.00	65,800.06	5.469	02/01/2045		
79625GNB5	16223	1	SAN ANTONIO TEX	100,000.00	100,931,000.00	100,923.17	5.469	02/01/2045		
IG-79687DBT1	14429	1	SAN BERNARDINO C	10,000.00	81,040,000.00	9,010.18	2.382	09/01/2029		
79687DBU8	14848	1	SAN BERNARDINO C	30,000.00	82,070,000.00	26,462.59	2.482	09/01/2030		
79687DBV6	15741	1	SAN BERNARDINO C	215,000.00	79,830,000.00	175,007.76	2.982	09/01/2035	09/01/2030	100,000,000.00
80083EAM4	14870	1	SANGER CALIFORNIA	10,000.00	81,020,000.00	8,989.20	2.012	07/15/2029		
80083EAL5	14963	1	SANGER CALIFORNIA	10,000.00	81,760,000.00	8,625.05	2.542	07/15/2032	07/15/2031	100,000,000.00
80182AAF6	15783	1	SANTA CRUZ CNTY	10,000.00	92,390,000.00	9,526.23	1.274	06/01/2027		
801809BL7	15929	1	SANTA CRUZ CNTY	40,000.00	80,190,000.00	32,621.06	3.050	07/01/2036		
79730WBW6	15742	1	SAN DIEGO CALIF RED	35,000.00	85,920,000.00	30,427.68	4.000	09/01/2036		
7978BUAG6	15239	1	SAN FERNANDO CA	10,000.00	90,640,000.00	9,469.32	1.599	01/01/2028		
7978BUAL5	15348	1	SAN FERNANDO CA	15,000.00	83,070,000.00	12,901.00	2.195	01/01/2032	01/01/2031	100,000,000.00
79770GGV2	15780	1	FIRST REP BK SAN FRANCISCO	40,000.00	94,150,000.00	38,231.74	3.125	08/01/2028	08/01/2027	100,000,000.00
79766RP37	15781	1	FIRST REP BK SAN FRANCISCO	15,000.00	94,090,000.00	14,314.88	3.250	11/01/2028	11/01/2026	100,000,000.00
79766DU14	15743	1	SAN FRAN CALIFORNIA	15,000.00	81,260,000.00	12,439.84	3.053	05/01/2034		
79765RQ36	15428	1	SAN FRAN CALIF C	100,000.00	89,039,000.00	90,068.12	3.950	11/01/2036		
79770GJH0	15512	1	SAN FRAN CALIF C	10,000.00	85,215,000.00	8,767.40	2.643	08/01/2031		
797686EP3	16067	1	SAN FRAN CALIF C	10,000.00	94,740,000.00	9,635.63	1.102	03/01/2027		
79765DV56	16132	1	SAN FRAN CALIF C	15,000.00	88,944,000.00	13,379.10	3.800	04/01/2037		
79765DV56	16145	1	SAN FRAN CALIF C	15,000.00	88,944,000.00	13,379.10	3.800	04/01/2037		
79765DV56	16263	1	SAN FRAN CALIF C	25,000.00	88,716,000.00	22,186.00	3.800	04/01/2037		
798544BV3	14189	1	SAN LUIS	50,000.00	88,000,000.00	47,766.75	1.680	03/01/2028		

Portfolio CINV

AP

AT (PRF DT) 7.3.11  
Report Ver: 7.3.11

Data Updated: ~REPORT~: 02/18/2026 10:58

Run Date: 02/18/2026 - 10:59

Investment Pool #1  
Investments by All Types  
January 31, 2026

CUSIP	Investment #	Pool	Issuer	Par Value	Purchase Price	Book Value	Current Rate	Maturity Date	Call Date	Call Price
<b>Municipal Bonds</b>										
798544BW1	14212	1	SAN LUIS	10,000.00	87.2700000	9,403.78	1.900	03/01/2029		
798544BX9	14213	1	SAN LUIS	15,000.00	86.2800000	13,891.85	2.030	03/01/2030		
798544BX9	14693	1	SAN LUIS	15,000.00	81.7200000	13,400.50	2.030	03/01/2030		
798544CX9	14790	1	SAN LUIS	30,000.00	83.2530000	26,916.31	2.030	03/01/2030		
798544CC4	15307	1	SAN LUIS	10,000.00	82.8490000	8,504.03	2.630	03/01/2035	03/01/2031	100.0000000
798736AL8	15429	1	SAN LUIS	20,000.00	82.0200000	16,778.45	3.062	09/01/2035		
798544BZ4	15782	1	SAN LUIS	30,000.00	81.8600000	25,196.30	2.330	03/01/2032	03/01/2031	100.0000000
IG801139AJ	14403	1	SANTA ANA CALIF	50,000.00	76.0800000	43,072.86	2.089	08/01/2030		
801139AE6	14618	1	SANTA ANA CALIF	75,000.00	87.1420000	73,649.16	1.176	08/01/2026		
901139AK2	14871	1	SANTA ANA CALIF	30,000.00	77.1100000	25,185.32	2.189	08/01/2031		
801139AK2	14947	1	SANTA ANA CALIF	10,000.00	78.8300000	8,486.22	2.189	08/01/2031		
801139AK2	15129	1	SANTA ANA CALIF	10,000.00	82.9800000	8,722.53	2.189	08/01/2031		
803097CW2	15430	1	SAPULPA OKLA MU	35,000.00	90.4000000	32,780.86	1.858	04/01/2028		
799381AH1	14803	1	CHARLES SCHWAB 1	10,000.00	85.1200000	9,144.75	1.980	07/01/2029		
80168NHV8	14214	1	SANTA CLARA	80,000.00	84.3510000	73,196.09	1.622	04/01/2030		
IG-80168NHV8	14545	1	SANTA CLARA	115,000.00	77.5000000	100,447.13	1.622	04/01/2030		
80168NHV8	14713	1	SANTA CLARA	10,000.00	81.3600000	8,882.49	1.622	04/01/2030		
816459QY0	14252	1	SELMA AL GO	15,000.00	94.5710000	14,765.22	2.750	07/01/2027		
816459QZ7	16061	1	SELMA AL GO	20,000.00	95.6590000	19,263.09	2.900	07/01/2028		
81684LDU7	15612	1	SEMITROPIC IMPT	10,000.00	83.9460000	8,556.23	3.243	12/01/2034		
826239GD1	14174	1	SIERRA CA JT	30,000.00	84.0070000	27,602.95	1.445	08/01/2029		
83420FAV0	15785	1	SOLEDAD CALIF R	50,000.00	86.9300000	44,156.27	3.375	12/01/2032		
834775GZ5	15459	1	SOMERSET KY INDP	10,000.00	85.2260000	8,671.92	3.700	12/01/2035		
834775GZ5	15694	1	SOMERSET KY INDP	70,000.00	87.7860000	62,114.05	3.700	12/01/2035		
837151XH7	15431	1	SOUTH CAROLINA	15,000.00	90.3000000	13,955.59	2.329	12/01/2028		
837151FV6	15536	1	SOUTH CAROLINA	10,000.00	95.6920000	9,648.74	4.551	12/01/2030		
837151WJ4	15786	1	SOUTH CAROLINA	5,000.00	98.5000000	4,961.93	4.222	12/01/2026		
83755VQZ2	15537	1	SOUTH DAKOTA ST	15,000.00	90.2700000	13,955.99	2.215	11/01/2028		
838536MW3	15634	1	SOUTH JERSEY TR	5,000.00	88.8500000	4,491.21	3.936	11/01/2035		
840058VJ7	15485	1	SOUTH SAN FRAN	10,000.00	79.3880000	8,133.31	2.944	09/01/2036		
840058VJ7	15787	1	SOUTH SAN FRAN	10,000.00	78.9950000	8,048.55	2.944	09/01/2036		
788250CLO	15334	1	ST CLAIR CNTY IL	25,000.00	82.0600000	21,128.94	2.630	01/01/2034		
790417AQ2	15250	1	ST JOHNS CN FL	10,000.00	87.5980000	9,050.35	2.538	10/01/2030		
861398CR4	15460	1	STOCKTON CALIF	10,000.00	86.9800000	8,883.20	3.188	10/01/2032		
79307TDB3	15349	1	ST PAUL MINN SA	10,000.00	89.8010000	9,095.31	3.887	11/01/2035		
85732M6S1	15930	1	STATE PUB SCH B	25,000.00	80.6890000	20,538.53	3.022	06/15/2035		
452227SU6	15198	1	ST SIS TAX REV	5,000.00	82.2480000	4,286.31	2.509	06/15/2032	06/15/2031	100.0000000
452227SU6	15865	1	ST SIS TAX REV	5,000.00	82.4900000	4,223.06	2.509	06/15/2032	06/15/2031	100.0000000

Portfolio CINV

AP

AT (PRF DT) 7.3.11  
Report Ver 7.3.11

Data Updated: ~REPORT~: 02/18/2026 10:58

Run Date: 02/18/2026 - 10:59

CUSIP	Investment #	Pool	Issuer	Par Value	Purchase Price	Book Value	Current Rate	Maturity Date	Call Date	Call Price
<b>Municipal Bonds</b>										
45222TLF6	15866	1	ST SIS TAX REV	30,000.00	94.9650000	29,049.44	2.720	06/15/2027		
86476PE53	15432	1	SUFFOLK CNTY N	15,000.00	92.1600000	14,199.76	2.473	06/15/2028		
875301HN6	15788	1	TAMPA-HILLSBORO	5,000.00	92.9100000	4,774.29	1.640	07/01/2027		
87638QRD3	15433	1	TARRANT CNTY TE	15,000.00	82.7200000	12,783.10	2.571	09/01/2032		
87638QOZ5	15587	1	TARRANT CNTY TE	10,000.00	90.3200000	9,304.30	2.081	09/01/2028		
88278PVM3	15789	1	TEXAS ST UNIV S	15,000.00	90.2200000	13,652.41	4.123	03/15/2035		
886640JK8	15461	1	TIFT CNTY GA HO	100,000.00	76.9280000	79,064.50	2.699	12/01/2036		
88880LAJ2	15434	1	TOBACCO SETTLEME	130,000.00	93.2000000	125,183.65	2.020	06/01/2027		
88880LAH6	15514	1	TOBACCO SETTLEME	15,000.00	95.5100000	14,843.07	1.820	06/01/2026		
88880LAK9	15538	1	TOBACCO SETTLEME	50,000.00	90.8800000	46,895.95	2.351	06/01/2028		
891371AH9	15435	1	TORRANCE CALIF	10,000.00	91.3400000	9,389.16	2.422	10/01/2028		
898735UL7	15794	1	TUCSON ARIZ CTF	10,000.00	92.2800000	9,508.46	1.307	07/01/2027		
898735UA1	15795	1	TUCSON ARIZ CTF	10,000.00	92.8000000	9,541.57	1.598	07/01/2027		
899141BH7	15796	1	TULARE CNTY CALIFORNIA	10,000.00	86.0720000	8,746.91	3.313	05/01/2033		
899154AZ1	15797	1	TULARE CNTY CALIFORNIA	5,000.00	97.7000000	4,928.40	3.959	06/01/2027		
899154BB3	15798	1	TULARE CNTY CALIFORNIA	10,000.00	95.2200000	9,615.29	4.109	06/01/2029	06/01/2028	100.0000000
90350TBM5	16210	1	UCF STAD CORP FLA	10,000.00	99.4900000	9,950.71	4.700	03/01/2030		
903674BD0	14849	1	UKIAH CALIF PUB	75,000.00	86.1800000	68,409.28	3.076	04/01/2030		
903674BD0	15115	1	UKIAH CALIF PUB	15,000.00	89.1440000	13,874.38	3.076	04/01/2030		
903674BD0	15117	1	UKIAH CALIF PUB	10,000.00	89.3190000	9,259.29	3.076	04/01/2030		
903674BD0	15139	1	UKIAH CALIF PUB	25,000.00	89.3600000	23,150.21	3.076	04/01/2030		
903674BCD	15142	1	UKIAH CALIF PUB	5,000.00	88.5800000	4,599.02	3.076	04/01/2030		
903674BD0	15167	1	UKIAH CALIF PUB	10,000.00	88.7700000	9,199.00	3.076	04/01/2030		
91428LKV7	15800	1	UNIVERSITY HAWAII	20,000.00	94.7200000	19,189.64	3.380	10/01/2028		
91412HFB4	15799	1	UNIVERSITY CA	10,000.00	96.1000000	9,760.32	3.179	05/15/2027		
91412HFN8	16209	1	UNIVERSITY CA	10,000.00	98.7700000	9,918.00	1.266	05/15/2026		
91412HFN8	16217	1	UNIVERSITY CA	20,000.00	98.8500000	19,831.55	1.266	05/15/2026		
IG-914046N29	14430	1	UNIV AK	35,000.00	83.6500000	31,979.73	2.659	10/01/2029		
IG-914046N29X	14549	1	UNIV AK	15,000.00	85.7500000	13,853.51	2.659	10/01/2029		
916656HC4	14857	1	UPTOWN DEV AUTH	15,000.00	78.8200000	12,668.89	2.681	09/01/2032		
916656HG5	15515	1	UPTOWN DEV AUTH	10,000.00	78.4300000	8,045.62	3.081	09/01/2036	09/01/2031	100.0000000
917437TT2	15709	1	UTAH HSG CORP	150,000.00	100.0000000	150,000.00	5.346	01/01/2037		
917437TU9	15921	1	UTAH HSG CORP	150,000.00	100.0000000	150,000.00	5.366	07/01/2037		
917437XM2	16110	1	UTAH HSG CORP	100,000.00	100.0000000	100,000.00	5.708	07/01/2040		
923078DE6	15813	1	VENTURA CNTY CA	15,000.00	79.9080000	12,241.07	2.712	11/01/2034		
92812V155	15290	1	VIRGINIA ST HSG	10,000.00	80.5910000	8,315.43	2.346	02/01/2035		
92812V148	15321	1	VIRGINIA ST HSG	15,000.00	82.5800000	12,759.62	2.246	02/01/2034		
IG-931557BF9	14409	1	WALKER COUNTY	35,000.00	84.6600000	32,673.52	2.500	08/01/2028	02/01/2030	100.0000000

Data Updated: ~REPORT~ 02/18/2026 10:58  
Run Date: 02/18/2026 - 10:59

Investment Pool #1  
Investments by All Types  
January 31, 2026

CUSIP	Investment #	Pool	Issuer	Par Value	Purchase Price	Book Value	Current Rate	Maturity Date	Call Date	Call Price
<b>Municipal Bonds</b>										
IG-931557BF8AB	14541	1	WALKER COUNTY	15,000.00	84.1670000	13,966.41	2.500	08/01/2028		
942813AK2	14175	1	WAUCONDA ILL FIRE	30,000.00	86.5400000	27,643.28	2.358	12/30/2030		
942813AK2	14343	1	WAUCONDA ILL FIRE	10,000.00	79.4000000	8,767.62	2.358	12/30/2030		
IG-942813AK2	14392	1	WAUCONDA ILL FIRE	10,000.00	82.3990000	8,944.18	2.358	12/30/2030		
9623472N1	15695	1	WEST CONTRA COS	10,000.00	84.8150000	8,653.04	2.612	08/01/2032		
947729ER6	15597	1	WEBSTER CITY IOWA	20,000.00	90.1650000	18,198.27	4.200	11/01/2036		
959215FV1	15464	1	WESTERN PLACER CA	10,000.00	92.6200000	9,473.62	2.900	11/01/2028		
956134AV2	14872	1	WEST STANISLAUS	20,000.00	77.9100000	17,008.47	2.130	01/01/2031		
956134AV2	15091	1	WEST STANISLAUS	10,000.00	83.1800000	8,794.19	2.130	01/01/2031		
956134AX8	15444	1	WEST STANISLAUS	10,000.00	81.0700000	8,369.57	2.410	01/01/2033	01/01/2031	100.0000000
956134AX8	15445	1	WEST STANISLAUS	10,000.00	80.7800000	8,344.59	2.410	01/01/2033	01/01/2031	100.0000000
966770AO2	16066	1	WHITTIER CALIF	10,000.00	78.9910000	7,994.01	2.634	06/01/2036		
95332RDT3	15814	1	WEST HOLLYWOOD CA	5,000.00	76.7000000	3,929.41	2.500	04/01/2035		
976595GY8	15240	1	WI CTR DIST TAX	75,000.00	90.9490000	70,503.49	2.514	12/15/2028		
971252AM3	15150	1	Willows California	25,000.00	80.8400000	21,214.59	2.810	08/01/2032		
971252AM3	15151	1	Willows California	5,000.00	80.6400000	4,234.24	2.810	08/01/2032		
969080JN1	16024	1	WILL GRUNDY ETC	5,000.00	73.3800000	3,728.22	2.450	06/01/2037		
973891HMG	15138	1	Winfield IL	10,000.00	83.0300000	8,762.90	2.100	01/01/2031		
977100AC0	15893	1	WISCONSIN ST GEN	5,000.00	100.4600000	5,005.43	5.700	05/01/2026		
IG-979901GT6	14438	1	WOODRIDGE IL	45,000.00	74.1000000	38,010.95	1.750	12/30/2030		
95662NXS2	16029	1	WEST VIRGINIA ST	100,000.00	100.0000000	100,000.00	5.610	11/01/2037		
				<b>Subtotal</b>	<b>17,370,000.00</b>	<b>15,928,679.76</b>				

<b>Illinois Funds</b>										
IF71-3914-7479	10052	1	Illinois Funds		100.0000000	81,519,623.70	0.016			
				<b>Subtotal</b>		<b>81,519,623.70</b>				

<b>Interest Bearing Checking Accounts</b>										
CK#1514619001	11063	1	BUSEY BANK		100.0000000	11,323,587.09	1.000			
				<b>Subtotal</b>		<b>11,323,587.09</b>				

<b>Money Market Accounts</b>										
5400000273	13990	1	1st National Bank of Waterloo	6,341,134.21	100.0000000	6,341,134.21	0.100			
5400001050	14280	1	1st National Bank of Waterloo	4,154,190.26	100.0000000	4,154,190.26	0.150			
XXXXXXXX3235	13906	1	Associated Bank	5,487,814.17	100.0000000	5,487,814.17	0.150			
903	15012	1	Bank of Belleville	3,180,502.03	100.0000000	3,180,502.03	1.490			

Investment Pool #1  
Investments by All Types  
January 31, 2026

CUSIP	Investment #	Pool	Issuer	Par Value	Purchase Price	Book Value	Current Rate	Maturity Date	Call Date	Call Price
<b>Money Market Accounts</b>										
2004-7500	15075	1	Bank of Springfield	2,703,082.81	100.0000000	2,703,082.81	3.500			
680370012	13890	1	Commerce Bank	1,982,414.05	100.0000000	1,982,414.05	0.100			
XXXXXXXX6975	13904	1	Carrollton Bank	1,807,764.85	100.0000000	1,807,764.85	0.750			
2213230184	13940	1	IMET	3,504,644.81	100.0000000	3,504,644.81				
80258	14972	1	IPRIME PMA	625,689.63	100.0000000	625,689.63	5.264			
450542	13778	1	PRM	7,559,798.04	100.0000000	7,559,798.04				
32275108	13771	1	RBC Capital Markets	11,074.30	100.0000000	11,074.30	0.010			
40553953	14158	1	CHARLES SCHWAB 1	343,544.80	100.0000000	343,544.80	3.770			
40553953B	14159	1	CHARLES SCHWAB	157,334.51	100.0000000	157,334.51	3.740			
5011623599	13498	1	SIMMONS BANK	9,915,888.95	100.0000000	9,915,888.95	1.750			
QAD3	15595	1	SVB FINANCIAL GROUP	100,000.00	100.0000000	100,000.00				
QAD3IG	15596	1	SVB FINANCIAL GROUP	225,000.00	100.0000000	225,000.00				
ACCT408001274	12631	1	U.S. Bank N.A.	0.00	100.0000000	0.00	0.300			
			<b>Subtotal</b>	<b>48,099,877.42</b>		<b>48,099,877.42</b>				

<b>Compounding Int CD</b>										
0168-3	16259	1	First Federal Savings Bank	940,329.59	100.0000000	940,329.59	3.750	12/10/2026		
1092	15082	1	1st National Bank of Waterloo	4,550,077.77	100.0000000	4,550,077.77	4.250	02/20/2026		
543000063	15223	1	1st National Bank of Waterloo	214,004.37	100.0000000	214,004.37	3.850	07/19/2026		
0553B	15642	1	1st National Bank of Waterloo	2,245,809.05	100.0000000	2,245,809.05	3.800	02/16/2027		
0056	16050	1	1st National Bank of Waterloo	222,139.24	100.0000000	222,139.24	3.910	07/19/2026		
4817	15982	1	Associated Bank	563,343.67	100.0000000	563,343.67	3.250	05/01/2026		
6836	16198	1	Bank of Belleville	428,077.24	100.0000000	428,077.24	4.162	05/07/2026		
6658	16199	1	Bank of Belleville	297,758.93	100.0000000	297,758.93	4.162	05/07/2026		
0537	16049	1	Bank of Springfield	118,511.28	100.0000000	118,511.28	0.410	07/09/2026		
7659	15690	1	BUSEY BANK	321,960.32	100.0000000	321,960.32	3.300	03/06/2026		
7234A	16125	1	BUSEY BANK	278,812.65	100.0000000	278,812.65	3.250	09/19/2026		
5625A	16123	1	Citizens Community Bank	1,148,481.45	100.0000000	1,148,481.45	3.850	03/17/2027		
5626-25	16159	1	Citizens Community Bank	382,643.93	100.0000000	382,643.93	3.750	07/06/2026		
5627-25	16160	1	Citizens Community Bank	156,943.26	100.0000000	156,943.26	3.750	07/07/2026		
1035	15693	1	Carrollton Bank	707,972.37	100.0000000	707,972.37	3.065	03/31/2026		
1058	16258	1	Carrollton Bank	566,558.65	100.0000000	566,558.65	3.065	12/05/2026		
9451	15641	1	Heartland Bank	1,181,476.72	100.0000000	1,181,476.72	3.700	02/05/2026		
1632	15942	1	Heartland Bank	445,125.84	100.0000000	445,125.84	3.750	04/03/2026		
6312	16163	1	Heartland Bank	430,828.66	100.0000000	430,828.66	3.550	10/01/2026		
5650	15643	1	Lindell Bank	257,032.22	100.0000000	257,032.22	3.750	03/12/2026		
09852	15081	1	SIMMONS BANK	585,143.68	100.0000000	585,143.68	4.330	02/26/2026		

Data Updated: ~REPORT~ 02/18/2026 10:58  
Run Date 02/18/2026 - 10:59

Investment Pool #1  
 Investments by All Types  
 January 31, 2026

CUSIP	Investment #	Pool	Issuer	Par Value	Purchase Price	Book Value	Current Rate	Maturity Date	Call Date	Call Price
<b>Compounding Int CD</b>										
9065	16052	1	SIMMONS BANK	591,978.33	100.00000000	591,978.33	2.000	01/29/2027		
1737	16079	1	SIMMONS BANK	3,595,232.75	100.00000000	3,595,232.75	2.000	02/08/2027		
2317A	16124	1	SIMMONS BANK	302,415.37	100.00000000	302,415.37	2.250	09/05/2026		
9985-25	16161	1	SIMMONS BANK	2,763,916.55	100.00000000	2,763,916.55	3.940	10/11/2026		
1273-25	16162	1	SIMMONS BANK	3,206,211.10	100.00000000	3,206,211.10	3.940	10/16/2026		
1705	16256	1	SIMMONS BANK	562,075.30	100.00000000	562,075.30	2.250	12/06/2026		
9513-2	16281	1	SIMMONS BANK	535,766.59	100.00000000	535,766.59	2.000	07/05/2027		
	<b>Subtotal</b>			<b>27,600,626.88</b>		<b>27,600,626.88</b>				
	<b>Total</b>			<b>295,309,055.97</b>		<b>293,267,891.43</b>				



Quote prepared on:

February 12, 2026

Quote prepared by:

Ben Logan

ben.logan@centralsquare.com

Quote #: Q-251419

Primary Quoted Solution: NaviLine PA

Quote expires on: August 11, 2026

Quote prepared for:

Jeffrey Sandusky

St. Clair County

10 Public Square, Zoning Dept.

Belleville, Illinois 62220

618-825-2275

Thank you for your interest in CentralSquare. CentralSquare provides software that powers over 8,000 communities. More about our products can be found at [www.centralsquare.com](http://www.centralsquare.com).

### WHAT SOFTWARE IS INCLUDED?

	PRODUCT NAME	QUANTITY	UNIT PRICE	DISCOUNT	TOTAL
1.	CentralSquare Cash Receipts Annual Subscription Fee	1	35,000.00	- 35,000.00	0.00
2.	CentralSquare Payments-Community Development	1	0.00		0.00
				<b>Software Subtotal</b>	35,000.00 USD
				<b>Discount</b>	- 35,000.00 USD
				<b>Software Total</b>	0.00 USD

### WHAT SERVICES ARE INCLUDED?

	DESCRIPTION	TOTAL
1.	Public Administration Consulting Services - As Incurred	5,040.00
2.	Public Administration Project Management Services - As Incurred	1,080.00
3.	Public Administration Technical Services - As Incurred	360.00
		<b>Services Subtotal</b>
		6,480.00 USD
		<b>Discount</b>
		- 6,480.00 USD
		<b>Services Total</b>
		0.00 USD

## QUOTE SUMMARY

<b>Software Subtotal</b>	35,000.00 USD
<b>Services Subtotal</b>	6,480.00 USD
<b>Quote Subtotal</b>	41,480.00 USD
<b>Discount</b>	- 41,480.00 USD
<b>Quote Total</b>	0.00 USD

## WHAT ARE THE RECURRING FEES?

TYPE	AMOUNT
FIRST YEAR MAINTENANCE TOTAL	0.00
FIRST YEAR SUBSCRIPTION TOTAL	0.00



Quote prepared on:

February 12, 2026

Quote prepared by:

Ben Logan

ben.logan@centralsquare.com

FIRST YEAR RECURRING SERVICES TOTAL

0.00

The amount totals for Maintenance and/or Subscriptions on this quote include only the first year of software use and maintenance.

Annual Maintenance and Subscriptions renewals shall be due annually on the anniversary date of the Delivery Date\*. Annual Maintenance and Subscription Fees are subject to increase as outlined in the Master Agreement.

\*Delivery: For on-premise software, Delivery shall be when CentralSquare delivers to Customer the initial copies of the software outlined above by whichever the following applies and occurs first (a) electronic delivery, by posting it on CentralSquare's network for downloading, or similar suitable electronic file transfer method, or (b) physical shipment, such as on a disc or other suitable media transfer method, or (c) installation, or (d) delivery of managed services server. Physical shipment is on FOB - CentralSquare's shipping point, and electronic delivery is at the time CentralSquare provides Customer with access to download the software. For cloud-based software Delivery shall be whichever the following applies and occurs first when Authorized Users have (a) received log-in access to the software or any module of the software or (b) received access to the software via a URL.

Subscription Access. If Customer is purchasing subscription software under this Quote, so long as Customer has paid the annual subscription fees and is current at all times with the subscription fees as stated herein, CentralSquare grants to Client a limited non-exclusive, non-transferable access to use the subscription software granted in this Quote. Customer understands and acknowledges no ownership or any form of intellectual property rights transfer under the terms of this Quote. Upon termination of this Quote or any subscriptions, (i) all rights granted herein shall terminate immediately and automatically upon the effective date of such termination; (ii) Customer's right to the accessed software granted herein shall terminate; and (iii) Customer will cease using such software and at CentralSquare's direction return or destroy the software and any supplemental confidential information or documentation. Customer shall maintain for a reasonable period, but in no event less than three (3) years after expiration or termination of this Quote, the systems, books and records necessary to accurately reflect compliance with software access and the use thereof. Upon request, and no more than once per year, Customer shall permit CentralSquare to audit Customer's use of the software to monitor compliance. If an audit reveals that Customer has exceeded the restrictions on use or non-compliance with this Quote, Customer shall be responsible for the prompt payment by Customer to CentralSquare of any underpayment.

## BILLING INFORMATION

Fees will be payable within 30 days of invoicing.

Please note that the Unit Price shown above has been rounded to the nearest two decimal places for display purposes only. The actual price may include as many as five decimal places. For example, an actual price of \$21.37656 will be shown as a Unit Price of \$21.38. The Total for this quote has been calculated using the actual prices for the product and/or service, rather than the Unit Price displayed above.

Prices shown do not include any taxes that may apply. Any such taxes are the responsibility of Customer. This is not an invoice.

For customers based in the United States or Canada, any applicable taxes will be determined based on the laws and regulations of the taxing authority(ies) governing the "Ship To" location provided by Customer on the Quote Form.

## PAYMENT TERMS

### License Fees & Annual Subscriptions



Quote prepared on:

February 12, 2026

Quote prepared by:

Ben Logan

ben.logan@centralsquare.com

- 100% Due Upon Execution

**Contract Startup**

- 100% Due Upon Execution

**Hardware & Third-Party Software**

- 100% Due Upon Execution

**Services**

- Fixed Fee: 100% Due Upon Completion of Services
- Time & Material: Due as Incurred

**Third-Party Services**

- Fixed Fee: 50% Due Upon Execution; 50% Due Upon Completion
- Time & Material: Due As Incurred

**Travel & Living Expenses**

- Due as Incurred



Quote prepared on:

February 12, 2026

Quote prepared by:

Ben Logan

ben.logan@centralsquare.com

## PURCHASE ORDER INFORMATION

Is a Purchase Order (PO) required for the purchase or payment of the products on this Quote Form? (Customer to complete)

Yes [ ] No [ ]

Customer's purchase order terms will be governed by the parties' existing mutually executed agreement, or in the absence of such, are void and will have no legal effect.

PO Number: \_\_\_\_\_

Initials: \_\_\_\_\_

**St. Clair County**

Signature: Jeffrey Sandusky

Name: Jeffrey Sandusky

Title: IT Director

Date: 24 Feb 2025

Applicable Additional terms will be added to the next page.

## Summary of Services

---

### **Project St. Clair County, IL – CST Payments & Common Cash Receipts with Training**

The parties mutually agree and acknowledge this Summary of Services for Development which is a high-level overview of the project requested, not a detailed requirements.

### **Project Scheduling**

Parties agree a schedule will be provided for services within sixty (60) days from the execution of the above quote number.

### **Change Requests**

The parties may request a change to this summary of services, to increase hours or deliverables, through a written request to the CentralSquare project manager or resource.

### **Services Scope of Project**

CST Consultants will install and configure the CCR components in Community Development and provide BPO's, Configuration, Testing and Training of the Workflows associated with the Module. Services will be provided remotely. No other services will be provided.

### **Project Management**

Even in smaller, less complex projects, there needs to be a point of contact and someone driving a project to successful completion. CentralSquare's Implementation Methodology ensures a project has the right amount of oversight needed to successfully complete the work, no more no less. A CentralSquare Project Manager will be your point of contact for the scoped work with you to develop a timeline to meet your needs, drive the timeline to completion, work to resolve any issues that may arise during the life of the project, all while keeping you up to date so you have the peace of mind your project is on track for a successful completion.

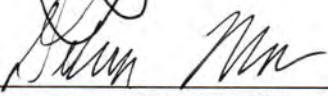
### **Professional Services**

Throughout the course of the project, CentralSquare will use several types of services (defined herein) to complete the necessary steps for successful deployment of the contracted services. The overall services aligned to implementation include Consulting Services, Technical Services, Data Conversion Services, Training Services, and in some cases, Installation Services.

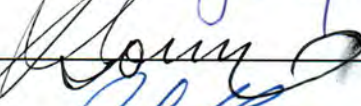
Recommendation to Approve an Agreement with CentralSquare to Receive Electronic Payment Services for the Building and Zoning Department.

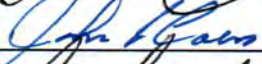

REVIEWED BY:


  
\_\_\_\_\_  
State's Attorney's Office


  
\_\_\_\_\_  
Director of Administration

  
\_\_\_\_\_

  
\_\_\_\_\_

  
  
\_\_\_\_\_

  
\_\_\_\_\_

  
\_\_\_\_\_

  
\_\_\_\_\_  
FINANCE COMMITTEE

February 23, 2026

Honorable Mark A. Kern, Chairman  
St. Clair County Board  
10 Public Square, Room B-561  
Belleville, IL 62220

County Board Members:

The Salary Claim Sheets for the month of February 2026 are hereby submitted to this Honorable Body for approval by unanimous vote.

Respectfully submitted,

FINANCE COMMITTEE  
St. Clair County Board

February 23, 2026

Honorable Mark A. Kern, Chairman  
St. Clair County Board  
#10 Public Square, Room B-561  
Belleville, IL 62220

County Board Members:

We, the Claims Subcommittee of the Finance Committee, submit to this Honorable Body the attached Expense Claim Sheet for the month of February 2026.

We have checked all claims charged against the county appearing on the Claim Sheet and believe them to be in order. If there are any changes, we will handle them verbally when the matter comes to the floor of the County Board.

Accordingly, we recommend they be allowed and approved by unanimous vote.

Respectfully submitted,

CLAIMS SUBCOMMITTEE OF THE  
FINANCE COMMITTEE



MARK A. KERN  
CHAIRMAN

# ST. CLAIR COUNTY BOARD

10 PUBLIC SQUARE, ROOM B-561, BELLEVILLE, ILLINOIS 62220-1623

(618) 825-2203 • FAX: (618) 825-2740

District 5  
LONNIE MOSLEY  
VICE-CHAIRMAN

### BOARD MEMBERS

District 1  
ROBERT L. ALLEN, JR.

District 2  
GW SCOTT, JR.

District 3  
ROY MOSLEY, JR.

District 4  
HARRY HOLLINGSWORTH

District 6  
MARTY T. CRAWFORD

District 7  
COURTNEY D. MOORE

District 8  
STEVEN GOMRIC

District 9  
KEN EASTERLEY

District 10  
SCOTT GREENWALD

District 11  
KENNETH G. SHARKEY

District 12  
C. RICHARD VERNIER

District 13  
STEPHEN E. REEB

District 14  
BOB TRENTMAN

District 15  
JERRY J. DINGES

District 16  
CJ BARICEVIC

District 17  
SCOTT TIEMAN

District 18  
MICHAEL O'DONNELL

District 19  
PHIL HENNING

District 20  
ED COCKRELL

District 21  
ANDY BITTLE

District 22  
SUSAN GRUBERMAN

District 23  
JANA MOLL

District 24  
KEVIN DAWSON

District 25  
RICHIE MEILE

District 26  
ROBERT WILHELM

District 27  
MATT SMALLHEER

District 28  
JOHN COERS

February 11, 2026

Darlene Chapman, President/Finance Director  
Discover Downstate Illinois  
4387 North Illinois Street, Suite 200  
Swansea, IL 62226

RE: Illinois FY 2026 Certification

Dear Ms. Chapman:

The purpose of this letter is to indicate that St. Clair County Board will continue to recognize Discover Downstate Illinois Tourism as St. Clair County's state certified tourism bureau.

We understand that Discover Downstate Illinois Tourism will provide promotional support through its FY 2027 annual program for its service area that includes St. Clair County, Illinois. We look forward to the work that will be performed by Discover Downstate Illinois Tourism to develop marketing programs for St. Clair County and the other counties in the region.

Sincerely,

MARK A. KERN, Chairman  
St. Clair County Board

APPROVED BY:

St. Clair County Grants Committee


MAK/br

Resolution No. 3115-26-R

**A RESOLUTION APPROVING A COMMUNITY DEVELOPMENT BLOCK GRANT COOPERATION AGREEMENT AND/OR ANY AMENDMENTS AND AUTHORIZING THE CHAIRMAN TO EXECUTE THE AGREEMENT AND/OR ANY AMENDMENTS BETWEEN THE CITY OF EAST ST. LOUIS, ILLINOIS; CITY OF BELLEVILLE, ILLINOIS AND ST. CLAIR COUNTY, ILLINOIS.**


**NOW THEREFORE**, be it resolved by the St. Clair County Board to approve the Community Development Block Grant Program (CDBG) Agreement and/or any amendments with the City of East St. Louis, City of Belleville to allow St. Clair County to administer the City of East St. Louis's and City of Belleville's CDBG Program for Federal Fiscal years, 2027, 2028, and 2029 with automatic renewal for participation in successive qualification periods of three federal fiscal years each. The agreement must remain in effect at least until CDBG funds from each of the federal fiscal years of the agreement's specified qualification period, and each successive qualification period for which the agreement is renewed, are expended on eligible activities. The CDBG Program is funded by the U.S. Department of Housing and Urban Development. The Board authorizes the Chairman of the County Board to sign the attached CDBG Agreement.

**APPROVED AND ADOPTED** at a regular meeting of the St. Clair County Board in the State of Illinois, this 23<sup>rd</sup> day of February, 2026.



**MARK A. KERN, Chairman  
St. Clair County Board**

**Attest:**







**Thomas Holbrook, County Clerk**







Resolution No. 3115-26-R

REVIEWED BY:

  
\_\_\_\_\_  
  
\_\_\_\_\_  
  
\_\_\_\_\_  
  
\_\_\_\_\_  
\_\_\_\_\_

GRANTS COMMITTEE

  
\_\_\_\_\_  
  
\_\_\_\_\_  
  
\_\_\_\_\_  
  
\_\_\_\_\_  
\_\_\_\_\_

JUDICIARY COMMITTEE

**A RESOLUTION AUTHORIZING THE ST. CLAIR COUNTY BOARD CHAIRMAN TO ACCEPT A GRANT FROM THE ILLINOIS HOUSING DEVELOPMENT AUTHORITY'S RENTAL HOUSING SUPPORT PROGRAM ROUND 1 2027 RENEWALS. TO AUTHORIZE THE ST. CLAIR COUNTY INTERGOVERNMENTAL GRANTS DEPARTMENT (IGD) TO ADMINISTER THE RENTAL HOUSING SUPPORT PROGRAM UTILIZING THESE FUNDS; TO AUTHORIZE THE DIRECTOR OF THE INTERGOVERNMENTAL GRANTS DEPARTMENT TO EXECUTE NECESSARY AGREEMENTS WITH IHDA.**

**WHEREAS**, St. Clair County,(the Sponsor) has been awarded a grant (the Grant) from the Illinois Housing Development Authority (the Authority) program administrator of the Illinois Rental Housing Support Program (the Program), pursuant to the Rental Housing Support Program Act, 310 ILCS 105/1 et seq. for the State of Illinois, and the Authority has established rules and regulations for the RHS Program promulgated and codified at 47 Ill. Admin. Code, Part 380, all as may be amended and supplemented from time to time.


THEREFORE, BE IT RESOLVED, that the Sponsor shall enter into the Agreement with the Authority wherein the Authority agrees to make the Grant to the Sponsor which shall be used by the Sponsor for (i) Rental Assistance and (ii) Program Operating Fees all in accordance with the terms and conditions set forth in the Agreement.

BE IT FURTHER RESOLVED, that the St. Clair County Board hereby authorize and empowers the Chairman of the County Board to execute and deliver in the name of or on behalf of the Sponsor the Agreement and any and all amendments, modifications and supplements thereto, and to execute and deliver such additional documents, instruments and certificates, as may be necessary or desirable for the Sponsor to perform its obligations under the agreement.

BE IT FURTHER RESOLVED, that the St. Clair County Board hereby authorize and direct the Chairman of the County Board to take such additional actions, to make further determinations, to pay such costs and to execute and deliver such additional instruments (including any amendments, Agreements or supplements) as he or she deems necessary or appropriate to carry into effect the foregoing resolutions.

**FURTHER RESOLVE**, that the Sponsor hereby ratifies, authorizes and confirms and approves all documents and instruments executed in connection with the Grant and the Agreement, including those acts taken prior to the date hereof.

**APPROVED AND ADOPTED** at a regular meeting of the St. Clair County Board in the State of Illinois, this ~~23<sup>rd</sup>~~ day of ~~Feb~~ 2026.




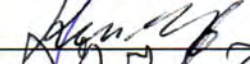
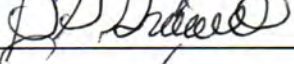

**MARK A. KERN, Chairman  
St. Clair County Board**

**Attest:**





  
**County Clerk**

Resolution No. 3116-26-R

REVIEWED BY:

  
\_\_\_\_\_  
  
\_\_\_\_\_  
  
\_\_\_\_\_  
  
\_\_\_\_\_  
\_\_\_\_\_

GRANTS COMMITTEE

  
\_\_\_\_\_  
  
\_\_\_\_\_  
  
\_\_\_\_\_  
  
\_\_\_\_\_  
\_\_\_\_\_


JUDICIARY COMMITTEE

Resolution No. 3117-20-R

**A RESOLUTION APPROVING A HOME INVESTMENT PARTNERSHIPS (HOME) CONSORTIUM AGREEMENT AND/OR ANY AMENDMENTS AND AUTHORIZING THE CHAIRMAN TO EXECUTE THE AGREEMENT AND/OR ANY AMENDMENTS BETWEEN ST. CLAIR COUNTY, ILLINOIS AND THE CITY OF BELLEVILLE, ILLINOIS AND THE CITY OF EAST ST. LOUIS, ILLINOIS.**

**NOW THEREFORE**, be it resolved by the St. Clair County Board to approve the HOME Investment Partnerships Program (HOME) Consortium Agreement and or any amendments with the City of Belleville and the City of East St. Louis; to allow the cities to participate in the HOME program for Federal Fiscal years, 2027, 2028 and 2029 with automatic renewal for the Consortium's participation in successive qualification periods of three federal fiscal years each. The agreement must remain in effect at least until HOME funds from each of the federal fiscal years of the agreement's specified qualification period, and each successive qualification period for which the agreement is renewed, are expended on eligible activities. The HOME Program is funded by the U.S. Department of Housing and Urban Development. The Board authorizes the Chairman of the County Board to sign the attached Consortium Agreement.

**APPROVED AND ADOPTED** at a regular meeting of the St. Clair County Board in the State of Illinois, this 23<sup>rd</sup> day of February, 2026.



**MARK A. KERN, Chairman  
St. Clair County Board**

**Attest:**



**Thomas Holbrook, County Clerk**



Resolution No. 3118-26-R

**ST. CLAIR COUNTY  
NATIONAL APPRENTICESHIP WEEK 2026 RESOLUTION**

WHEREAS, National Apprenticeship Week annually raises awareness of the vital role Registered Apprenticeships provide in meeting critical industry workforce demands. Registered Apprenticeship programs develop the highly skilled workforce that employers need and create pathways for Americans to catapult into in-demand, high-paying careers; and

WHEREAS, Registered Apprenticeship programs are industry-driven, high-quality career pathways that enable employers to develop and train their future workforce, and individuals can obtain paid work experience with a mentor, receive progressive wage increases, classroom instruction, and a portable, nationally recognized credential; and

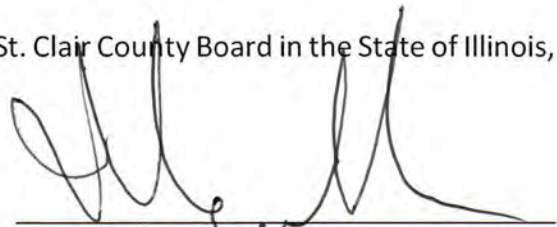
WHEREAS, the St. Clair County recognizes the urgent need to prepare and maintain a highly skilled workforce that is capable of meeting the current and future demands of the industry we serve and fortifying our economy.

WHEREAS, St. Clair County recognizes the pivotal role educators, school counselors, and educational institutions serve in not only bringing awareness of Registered Apprenticeship opportunities to students and parents, but also serving as training providers, program sponsors, and intermediaries.

WHEREAS, Registered Apprenticeship programs are uniquely able to meet the changing demands of the St. Clair County economy.


NOW, THEREFORE, be it resolved by the St. Clair County Board to approve April 26 to May 2, 2026 as National Apprenticeship Week 2026.

APPROVED AND ADOPTED at a regular meeting of the St. Clair County Board in the State of Illinois, this 23<sup>RD</sup> day of FEBRUARY, 2026.



MARK A. KERN, Chairman  
St. Clair County Board



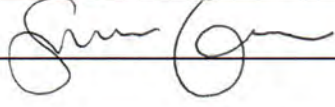
Attest:







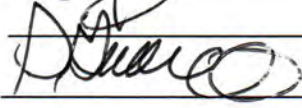
Thomas Holbrook, County Clerk

Resolution No. 3118-26-R

REVIEWED BY:

  
\_\_\_\_\_  
  
\_\_\_\_\_  
  
\_\_\_\_\_  
\_\_\_\_\_  
\_\_\_\_\_

GRANTS COMMITTEE

  
\_\_\_\_\_  
  
\_\_\_\_\_  
  
\_\_\_\_\_  
  
\_\_\_\_\_  
  
\_\_\_\_\_

JUDICIARY COMMITTEE

**AN ORDINANCE AMENDING CHAPTER 28 (PERSONNEL CODE) OF THE REVISED CODE OF ORDINANCES OF ST. CLAIR COUNTY, ILLINOIS**

WHEREAS, the Personnel Chapter of the St. Clair County Code reflects the written policies of St. Clair County for the mutual benefit and understanding of the County and its employees; and

WHEREAS, from time to time, amendment is necessary to update written policies to reflect changes in state and federal law, best practices, and prevailing sentiment; and

WHEREAS, the County Board finds it is in the best interest of all stakeholders to conform its Personnel Code to reflect the changes to written policies and procedures as presented in Exhibit A.

NOW THEREFORE, BE IT ORDAINED BY THE COUNTY BOARD OF ST. CLAIR COUNTY, ILLINOIS THAT:

**Section I: Amendment.** Chapter 28 – Personnel Code is hereby amended to reflect the addition of Special Leave as reflected in Exhibit A, attached hereto and incorporated by reference. This Ordinance serves to provide an additional form of leave at the discretion of the employer and does not act to remove or modify any existing leave provision which currently exists under the Personnel Code as previously adopted.


**Section II: Inconsistent Ordinances Repealed.** All ordinances or parts of other ordinances in conflict with the provisions of this Ordinance shall, to the extent of the conflict, be and are hereby repealed, provided that nothing herein shall in any way excuse or prevent prosecution of any previously existing violation of any ordinance superseded hereby.

**Section III: Savings Clause.** Nothing in this Ordinance shall be construed to affect any suit, legal proceeding, or cause of action in existence at the time of its passage, nor impact any rights acquired or liability incurred, under any act or ordinance hereby repealed by this Ordinance, nor shall any just or legal right or remedy of any character be lost, impaired, or affected by the Ordinance.

**Section IV: Passage and Publication.** This ordinance shall be in full force and effect from its passage by the County Board and publication by the County Clerk as provided by law and shall continue in effect and operation until lawfully repealed or amended by the County Board.


**Section V: Severability of Provisions.** Each section, paragraph, sentence, clause, and provision of this ordinance is severable, and if any provision is held unconstitutional or invalid for any reason, such decision shall not affect the remainder of the ordinance, other than that part affected by such a determination.

APPROVED AND ADOPTED at the regular meeting of the County Board of St. Clair County this 23<sup>rd</sup> day of February 2026.

  
CHAIRMAN





ATTEST:

  
COUNTY CLERK

Reviewed by:  
  
Director of Administration

  
State's Attorney



JUDICIARY COMMITTEE

EXHIBIT A

ST. CLAIR COUNTY PERSONNEL CODE

[...]

Section 8. LEAVE

[...]

F. LEAVE OF ABSENCE

[...]

13. Special Leave: All full-time and salary-exempt employees who have completed one (1) full year of continuous service may request a special leave. Special leave shall only be granted for personal reasons outside of those already granted by this Personnel Code and are subject to approval by the Employer. If special leave is granted, it shall be granted without pay. The initial period for special leave shall not exceed six (6) months. An extension may be granted up to a maximum of six (6) months for a total of one (1) year. In order to continue to receive medical and insurance benefits during a special leave, the employee shall contribute both the employee's and the Employer's share of IMRF and insurance costs.

Length of service or benefits shall not accrue or accumulate during a special leave.

If a special leave is approved by the County Board, coverage under Illinois Municipal Retirement Fund may be maintained pursuant to IMRF rules and regulations.

**RESOLUTION #3119-26-RT**


Providing for the removal of a portion of O'Fallon Troy Road, County Highway 45, from east ROW line of Reno Lane easterly 1.12 miles to the west edge of the pavement of Scott Troy Road, from the County Highway System in St. Clair County, Illinois.

**WHEREAS**, the County Board and O'Fallon Township Road District desire to enter into an agreement for transfer of the jurisdiction of the above roadway to the O'Fallon Township Road District, of which a copy is hereby attached.

**NOW, THEREFORE, BE IT RESOLVED**, that the above segment of roadway, with Department of Transportation approval, be deleted from the highway system of St. Clair County.


**BE IT FURTHER RESOLVED**, that the County Clerk is hereby directed to transmit, via email, one (1) certified copy of this resolution to the Illinois Department of Transportation, through its Region Five Engineer's office in Collinsville, IL.

**APPROVED AND ADOPTED** at a meeting of the County Board of St. Clair County, Illinois, this 23rd day of February 2026.



County Board Chairman

Attest




County Clerk

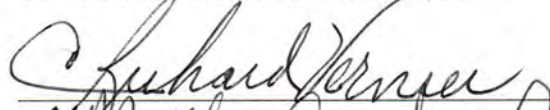
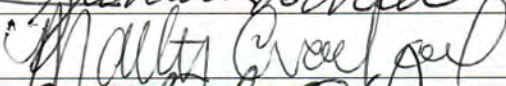
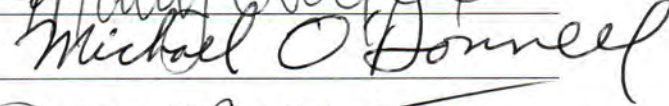


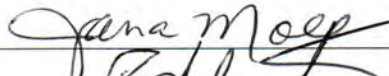


Resolution No. 3119-26-R

REVIEWED BY:





  
\_\_\_\_\_  
State's Attorney's Office

\_\_\_\_\_  
Director of Administration

  
\_\_\_\_\_  
  
\_\_\_\_\_  


  
\_\_\_\_\_  
  
\_\_\_\_\_  


\_\_\_\_\_  
TRANSPORTATION COMMITTEE

  
\_\_\_\_\_  
  
\_\_\_\_\_  
  
\_\_\_\_\_  


\_\_\_\_\_  
JUDICIARY COMMITTEE



# Illinois Department of Transportation Jurisdictional Transfer

St Clair County

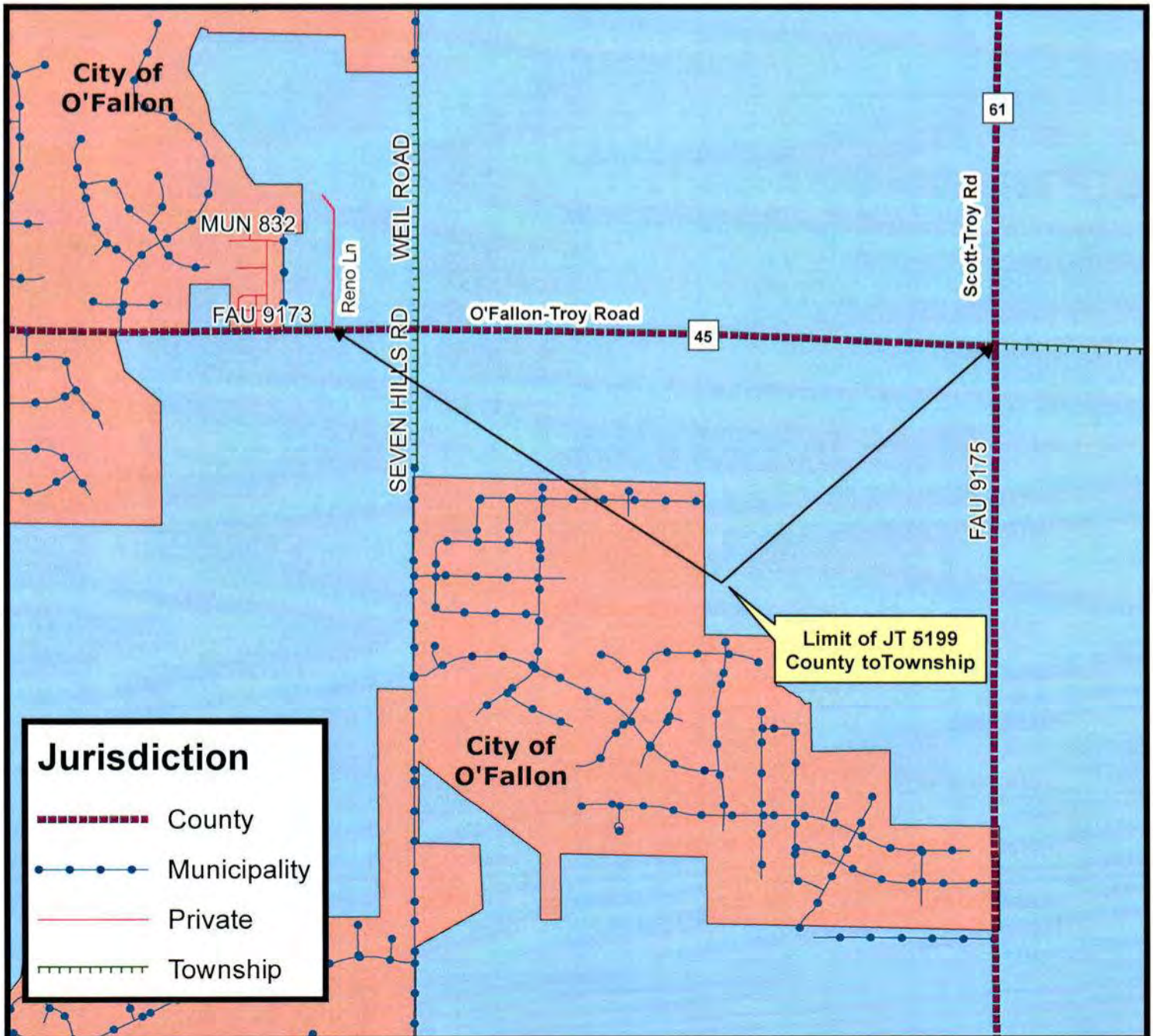
ST. CLAIR COUNTY TO  
O'FALLON TOWNSHIP R D

O'FALLON-TROY ROAD  
CH 45/FAU 9173



Key Route 082 99173 000000  
Station 1.12-0.00



From east ROW Line of Reno Lane easterly  
1.12 miles to west edge of pavement of  
Scott-Troy Road, in its entirety.



## Jurisdiction

-  County
-  Municipality
-  Private
-  Township



**CONVEYOR**

Local Public Agency No. 1

St. Clair County Highway Department

LPA Type County  
County St. Clair

**RECIPIENT**

Local Public Agency No. 2

O'Fallon Township Road District

LPA Type County  
Township/RD St. Clair

In accordance with authority granted in Section 4-409 of the Illinois Highway Code, this agreement is made and entered into between the above Local Public Agency No. 1 hereinafter referred to as "Conveyor" and the above Local Public Agency No. 2, hereinafter referred to as "Recipient", to transfer the jurisdiction of the designated location from the Conveyor to the Recipient.

**Location Description**

Road Name Route(s) Length (miles)  
O'Fallon-Troy Road FAU 9173/CH 45 1.12

Key Route(s) Information

082 99173 0000000

Termini

From east ROW Line of Reno Lane easterly 1.12 miles to west edge of pavement of Scott-Troy Road, in its entirety.

This transfer  does not  does include NBIS Structure No(s) NA

**Include For Counties Only**

WHEREAS, the authority to make changes to the County Highway System is granted to the County by Section 5-105 of the Illinois Highway Code. NOW THEREFORE IT IS AGREED that the County Board of said County will pass a resolution providing for the transfer of the above location and shall attach hereto and make a part thereof a copy a location map as Addendum No. 1 and an original of the resolution as an Addendum, and

**Include for Township/Road Districts Only**

WHEREAS, the authority to make changes to the Township/Road District System is granted to the Highway Commissioner under Section 6-201.3 of the Illinois Highway Code. The Conveyor Agrees to prepare a map of the above location and attach a copy of such location map hereto as Addendum No. 1

IT IS MUTUALLY AGREED, that this jurisdictional transfer will become effective (check one):

Upon IDOT approval   calendar days after   other

**Attachments**

Additional information and/or stipulations, if any, are hereby attached and identified below as being a part of this agreement.

Location Map (Addendum No. 1)  St. Clair County Resolution  
 Ordinance/Resolution (Addendum No. 2)  O'Fallon Township Resolution

IT IS FURTHER AGREED, that the provisions of this agreement shall be binding upon and inures to the benefit of the parties hereto, their successor and assigns.

**Signatures**

APPROVED BY CONVEYOR	APPROVED BY RECIPIENT
Name of Local Public Agency Official	Name of Local Public Agency Official
Norm Etling	Gerard Helldoerfer
Title	Title
County Engineer	Township Highway Commissioner
Local Public Agency Official Signature & Date	Local Public Agency Official Signature & Date

STATE OF ILLINOIS  
DEPARTMENT OF TRANSPORTATION

**APPROVED**

Director

Office of Highways Project Implementation Signature & Date

RESOLUTION NO. 3120-26-R

WHEREAS, the County of St. Clair has undertaken a program to collect delinquent taxes and to perfect titles to real property in cases where the taxes on the same have not been paid pursuant to 35 ILCS, Sec. 200/21-90 and 35 ILCS, Sec. 200/21-175 et seq.

WHEREAS, pursuant to this program the County of St. Clair has acquired an interest in the following described real estate:


(See attachment)

and it appearing to the Trustee Committee that it would be to the best interest of the County to dispose of its interest in said property.

THEREFORE, the Trustee Committee recommends the adoption of the following resolution:


BE IT RESOLVED BY THE COUNTY BOARD OF ST. CLAIR COUNTY, ILLINOIS, that the Chairman of the Board of St. Clair County, Illinois, be authorized to execute a deed of conveyance of the County's interest or authorize the cancellation of the appropriate certificate of purchase, as the case may be, on the above described real estate for the sum of Two Hundred Forty-Seven Thousand, One Hundred Twenty-Seven and 97/100 Dollars (\$247,127.97) paid to the Treasurer of St. Clair County, Illinois, to be distributed according to law.

Adopted by roll call vote on the 23rd day of February 2026.



Chairman, St. Clair County Board

ATTEST:



Clerk of the Board

RES#	Account	Type	Account Name	Parcel#	Total Collected	County Clerk	Auctioneer	Recorder/ Sec of State	Agent	Misc/ Overpmt	Treasurer
02-26-001	0126001	SAL	WELLMADE COMMUNICATIONS LLC	01-02.0-202-002	1,200.00	40.64	0.00	72.00	450.00	0.00	637.36
02-26-002	0126003	SAL	WELLMADE COMMUNICATIONS LLC	01-02.0-206-034, 035	7,600.00	91.24	0.00	108.00	1,891.00	0.00	5,509.76
02-26-003	0126004	SAL	TIMOTHY L. WRIGHT SR. TRUST DATED 01/11/2018	01-13.0-201-011, 012, 024	3,115.00	121.92	0.00	144.00	769.75	0.00	2,079.33
02-26-004	0126005	SAL	RYAN DODD & DAVID	01-13.0-222-015	1,000.00	0.00	0.00	65.25	450.00	0.00	484.75
02-26-005	0126006	SAL	FIND GOLD REALTY	01-13.0-222-021, 046	1,590.00	62.98	0.00	108.00	450.00	0.00	969.02
02-26-006	0126007	SAL	LADY MAGICA CAPITAL INVESTMENT LLC	01-13.0-225-036	2,800.00	31.00	0.00	72.00	691.00	0.00	2,006.00
02-26-007	0126008	SAL	SUN PEOPLE PRODUCTIONS LLC	01-13.0-409-014	2,300.00	81.36	0.00	72.00	566.00	0.00	1,580.64
02-26-008	0126011	SAL	DAUNIZ WILSON	01-23.0-202-033, 034	950.00	63.13	0.00	76.00	450.00	0.00	360.87
02-26-009	0126021	SAL	SUPER NOVA CONSTRUCTION LLC	01-23.0-401-089	800.00	69.87	0.00	56.00	450.00	0.00	224.13
02-26-010	0126024	SAL	KITCHELAINE MACON	01-24.0-109-019 THRU 023	1,001.00	329.10	0.00	216.00	450.00	0.00	5.90
02-26-011	0126025	SAL	DEMARCO PIERRE DUGAN	01-24.0-117-045	1,113.00	63.15	0.00	72.00	450.00	0.00	527.85
02-26-012	0126026	SAL	TOMIKO BERRY	01-24.0-127-028	788.00	21.22	0.00	56.00	450.00	0.00	260.78
02-26-013	0126035	SAL	JSTON HOMES LLC	01-24.0-334-049, 050, 051	877.00	48.57	0.00	96.00	450.00	0.00	282.43
02-26-014	0126036	SAL	JSTON HOMES LLC	01-24.0-334-056, 057	877.00	32.38	0.00	76.00	450.00	0.00	318.62
02-26-015	0126037	SAL	SHONTEZ & TASHARA MONIGAN	01-24.0-402-035, 036, 056, 063	1,500.00	209.54	0.00	180.00	450.00	0.00	660.46
02-26-016	0126039	SAL	SHONTEZ & TASHARA MONIGAN	01-24.0-405-011, 012, 065	1,500.00	121.92	0.00	144.00	450.00	0.00	784.08
02-26-017	0126045	SAL	ARTHUR MILLER	01-24.0-411-056	1,000.00	71.13	0.00	72.00	450.00	0.00	406.87
02-26-018	0126048	SAL	JESUS MARTINEZ SIEGLETT	01-24.0-421-049, 050	1,137.00	131.64	0.00	108.00	450.00	0.00	447.36
02-26-019	0126057	SAL	DANTE MCFADDEN	01-35.0-310-016, 017	900.00	112.36	0.00	108.00	450.00	0.00	229.64
02-26-020	0126062	SAL	KILLIAN WEIR	02-03.0-307-017, 018, 019	5,000.00	0.00	0.00	144.00	1,241.00	0.00	3,615.00
02-26-021	0126068	SAL	NADENE REID	02-09.0-211-006	2,500.00	40.38	0.00	56.00	616.00	0.00	1,787.62
02-26-022	0126070	SAL	SOCIAL INVESTMENTS LLC	02-09.0-214-111	851.00	91.00	0.00	72.00	450.00	0.00	238.00
02-26-023	0126079	SAL	JSTON HOMES LLC	02-09.0-412-033	1,077.00	29.90	0.00	56.00	450.00	0.00	541.10
02-26-024	0126081	SAL	CF LAND INVESTORS LLC	02-09.0-413-015	792.00	41.38	0.00	56.00	450.00	0.00	244.62
02-26-025	0126085	SAL	DOMINIQUE CLARK	02-09.0-419-010 THRU 013	786.00	156.00	0.00	180.00	450.00	0.00	0.00
02-26-026	0126090	SAL	KILLIAN WEIR	02-10.0-109-051	1,500.00	66.19	0.00	72.00	450.00	0.00	911.81
02-26-027	0126091	SAL	KILLIAN WEIR	02-10.0-110-043, 044	1,000.00	81.28	0.00	108.00	450.00	0.00	360.72
02-26-028	0126099	SAL	STEPHANIE BEAMON	02-10.0-118-106	786.00	65.82	0.00	72.00	450.00	0.00	198.18
02-26-029	0126100	SAL	NISA FAYYAZ	02-10.0-302-039	800.00	65.82	0.00	72.00	450.00	0.00	212.18
02-26-030	0126102	SAL	D EVER	02-10.0-307-031, 032, 034, 035	1,606.00	364.64	0.00	180.00	450.00	0.00	611.36

RES#	Account	Type	Account Name	Parcel#	Total Collected	County Clerk	Auctioneer	Recorder/ Sec of State	Agent	Misc/ Overpmt	Treasurer
02-26-031	0126107	SAL	DARRAC GROUP LLC	02-13.0-402-011, 012	1,501.00	131.64	0.00	108.00	450.00	0.00	811.36
			<i>Treasurer Check has been reduced and applied to refund for 0424097 by</i>			\$533.06					
02-26-032	0126108	SAL	CHANDA DEAN	02-13.0-403-003 THRU 010, 022	2,200.00	588.63	0.00	360.00	541.00	0.00	710.37
02-26-033	0126109	SAL	DAVID FRIAS SANCHEZ	02-13.0-406-015, 016, 017	3,000.00	121.92	0.00	144.00	741.00	0.00	1,993.08
			<i>Treasurer Check has been reduced and applied to refund for 0424097 by</i>			\$1,575.63					
02-26-034	0126111	SAL	TONY HOWARD	02-15.0-110-003	850.00	56.18	0.00	72.00	450.00	0.00	271.82
02-26-035	0126114	SAL	GENEVA DOTSON	02-15.0-112-033	800.00	16.66	0.00	56.00	450.00	0.00	277.34
02-26-036	0126115	SAL	TOMMY ACKLIN	02-15.0-113-007	2,010.00	0.00	0.00	72.00	493.50	0.00	1,444.50
02-26-037	0126116	SAL	LATANYA PARSLEY	02-15.0-114-009	1,880.99	65.82	0.00	72.00	461.25	0.00	1,281.92
02-26-038	0126117	SAL	MADENE REID	02-16.0-101-024	7,000.00	33.48	0.00	51.75	1,741.00	0.00	5,173.77
02-26-039	0126128	SAL	SUPER NOVA CONSTRUCTION LLC	02-16.0-119-012, 013, 014	800.00	191.30	0.00	128.00	450.00	0.00	30.70
02-26-040	0126138	SAL	SOCIAL INVESTMENTS LLC	02-16.0-208-009, 010	1,051.00	134.76	0.00	101.25	450.00	0.00	364.99
02-26-041	0126141	SAL	ANDRE LEWIS	02-16.0-215-006, 009 THRU 023, 029, 046, 047, 049	3,500.00	609.33	0.00	461.25	866.00	0.00	1,563.42
02-26-042	0126150	SAL	MADENE REID	02-16.0-218-022	6,000.00	40.38	0.00	56.00	1,491.00	0.00	4,412.62
02-26-043	0126152	SAL	MATTIE BLUE	02-16.0-220-010, 011	786.00	36.88	0.00	76.00	450.00	0.00	223.12
02-26-044	0126155	SAL	CORNELIA JENKINS	02-16.0-223-053	1,500.00	75.46	0.00	72.00	450.00	0.00	902.54
02-26-045	0126164	SAL	ALL AMERICAN ESTATES, LLC	02-16.0-303-068	2,468.55	65.82	0.00	72.00	608.14	0.00	1,722.59
02-26-046	0126166	SAL	D EVER	02-16.0-401-006, 007, 008	1,515.00	100.79	0.00	114.50	450.00	0.00	849.71
02-26-047	0126172	SAL	JESUS MARTINEZ SIEGLETT	02-17.0-317-026, 027	1,137.00	81.28	0.00	108.00	450.00	0.00	497.72
02-26-048	0126173	SAL	FREDDIE WALLER	02-17.0-319-038	837.00	49.81	0.00	56.00	450.00	0.00	281.19
02-26-049	0126174	SAL	SHONTEZ MONIGAN	02-17.0-406-084, 085	1,000.00	79.07	0.00	108.00	450.00	0.00	362.93
02-26-050	0126181	SAL	CAROLITA GREEN	02-18.0-108-025, 027, 028, 029, 049	1,000.00	253.03	0.00	216.00	450.00	0.00	80.97
02-26-051	0126183	SAL	JESUS MARTINEZ SIEGLETT	02-18.0-123-019, 020, 021	1,137.00	133.05	0.00	123.75	450.00	0.00	430.20
02-26-052	0126186	SAL	WADE WICKS	02-18.0-127-012, 013	1,111.00	131.64	0.00	108.00	450.00	0.00	421.36
02-26-053	0126188	SAL	ADRIENE BOYD	02-18.0-223-007	1,500.00	31.09	0.00	56.00	450.00	0.00	962.91
02-26-054	0126197	SAL	JESUS MARTINEZ SIEGLETT	02-18.0-324-017, 018, 069	1,137.00	131.64	0.00	115.00	450.00	0.00	440.36
02-26-055	0126200	SAL	OSMAR PIVARAL	02-18.0-420-086	1,800.00	65.82	0.00	72.00	450.00	0.00	1,212.18
02-26-056	0126202	SAL	CHANDA DEAN	02-19.0-102-032	1,100.00	62.55	0.00	72.00	450.00	0.00	515.45
02-26-057	0126203	SAL	ILU KADEMI	02-19.0-106-033, 034	1,000.00	147.97	0.00	108.00	450.00	0.00	294.03
02-26-058	0126204	SAL	LATONIA PARKER	02-19.0-113-087	2,897.00	65.82	0.00	72.00	715.25	0.00	2,043.93
02-26-059	0126207	SAL	MARCO ROGERS	02-19.0-200-008, 040	800.00	0.00	0.00	108.00	450.00	0.00	242.00

RES#	Account	Type	Account Name	Parcel#	Total Collected	County Clerk	Auctioneer	Recorder/ Sec of State	Agent	Misc/ Overpmt	Treasurer
02-26-060	0126210	SAL	SHONTEZ & TASHARA MONIGAN	02-19-0-209-014, 173, 174	1,500.00	217.06	0.00	144.00	450.00	0.00	688.94
02-26-061	0126212	SAL	RYAN MALLETT	02-19-0-212-034	800.00	69.88	0.00	72.00	450.00	0.00	208.12
02-26-062	0126217	SAL	DANNY CHAMBERS	02-19-0-408-004, 005, 007	800.00	131.09	0.00	112.00	450.00	0.00	106.91
02-26-063	0126219	SAL	DANNY CHAMBERS	02-19-0-418-037	4,000.00	65.82	0.00	72.00	991.00	0.00	2,871.18
02-26-064	0126226	SAL	JERRON COATES	02-20-0-110-030	811.00	77.61	0.00	72.00	450.00	0.00	211.39
02-26-065	0126220	SAL	OSMAR PIVARAL	02-19-0-419-042	4,360.00	110.90	0.00	72.00	1,081.00	0.00	3,096.10
02-26-066	0126222	SAL	JEWEL BIRGE	02-20-0-104-010, 045	1,000.00	219.46	0.00	108.00	450.00	0.00	222.54
02-26-067	0126229	SAL	CARLOS CLAY	02-20-0-112-077	1,550.00	0.00	0.00	72.00	450.00	0.00	1,028.00
02-26-068	0126234	SAL	CHARLES MISTER	02-20-0-200-014	800.00	65.82	0.00	72.00	450.00	0.00	212.18
02-26-069	0126236	SAL	MADENE REID	02-20-0-216-008	6,000.00	0.00	0.00	65.25	1,491.00	0.00	4,443.75
02-26-070	0126241	SAL	KEEMAN HEARD	02-21-0-210-041, 042, 045, 048, 049, 050, 109, 111, 115, 123	3,750.00	406.40	0.00	396.00	928.50	0.00	2,019.10
02-26-071	0126249	SAL	SHONTEZ MONIGAN	02-26-0-110-020, 021, 022	1,500.00	197.46	0.00	144.00	450.00	0.00	708.54
02-26-072	0126250	SAL	TIMOTHY GRAY	02-26-0-117-003	2,600.00	86.67	0.00	72.00	641.00	0.00	1,800.33
02-26-073	0126256	SAL	SUN PEOPLE PRODUCTIONS LLC	02-26-0-301-012	2,800.00	56.18	0.00	72.00	691.00	0.00	1,980.82
02-26-074	0126258	SAL	ELRICKO MOSLEY	02-26-0-303-051	2,248.00	62.55	0.00	72.00	553.00	0.00	1,560.45
02-26-075	0126261	SAL	JSTON HOMES LLC	02-27-0-116-014	1,277.00	69.29	0.00	72.00	450.00	0.00	685.71
02-26-076	0126265	SAL	MAJORNETTA ALEXANDER	02-27-0-415-001	1,323.00	40.64	0.00	72.00	450.00	0.00	760.36
02-26-077	0126266	SAL	KERWIN KERR	02-28-0-104-024	1,605.99	40.64	0.00	72.00	450.00	0.00	1,043.35
02-26-078	0126267	SAL	KERWIN KERR	02-28-0-104-026, 027	2,051.99	81.28	0.00	108.00	504.00	0.00	1,358.71
02-26-079	0126268	SAL	CHARLES RATTLER	02-28-0-300-019	1,700.00	56.18	0.00	72.00	450.00	0.00	1,121.82
02-26-080	0126270	SAL	BYRON ONEAL	02-29-0-210-004	888.00	40.64	0.00	72.00	450.00	0.00	325.36
02-26-081	0126271	SAL	RAYMOUNT EDDINGTON	02-29-0-210-006	800.00	40.64	0.00	72.00	450.00	0.00	237.36
02-26-082	0126277	SAL	AZA WALKER	02-30-0-102-007	786.00	38.21	0.00	72.00	450.00	0.00	225.79
02-26-083	0126279	SAL	INTERNAL SOLUTIONS CONSULTANT LLC	02-30-0-108-011 THRU 015	2,323.23	319.55	0.00	200.00	571.81	0.00	1,231.87
02-26-084	0126284	SAL	BSOUL INVESTMENTS USA LLC	02-30-0-205-007, 008, 009, 010, 133, 135	4,130.00	269.02	0.00	252.00	1,023.50	0.00	2,585.48
02-26-085	0126288	SAL	B WE ARE UNIQUE LLC	02-30-0-400-041 THRU 049	3,951.00	365.76	0.00	360.00	978.75	0.00	2,246.49
02-26-086	0126296	SAL	REGINALD REYNOLDS	02-32-0-129-032	1,500.00	40.64	0.00	72.00	450.00	0.00	937.36
02-26-087	0126303	SAL	SUPER NOVA CONSTRUCTION LLC	02-33-0-303-007	800.00	91.00	0.00	72.00	450.00	0.00	187.00
02-26-088	0126304	SAL	BRIAN TRISKA	02-35-0-109-025	894.00	56.18	0.00	72.00	450.00	0.00	315.82
02-26-089	0126305	SAL	ILU KADEMI	03-07-0-220-001	5,000.00	40.64	0.00	72.00	1,241.00	0.00	3,646.36
02-26-090	0126307	SAL	LAMONT FRANKS	03-28-0-401-037	7,200.00	56.18	0.00	72.00	1,791.00	0.00	5,280.82

RES#	Account	Type	Account Name	Parcel#	Total Collected	County Clerk	Auctioneer	Recorder/ Sec of State	Agent	Misc Overpnt	Treasurer
02-26-091	0126309	SAL	MCKENDREE UNIVERSITY	04-24-0-204-007	1,000.00	65.82	0.00	72.00	450.00	0.00	412.18
02-26-092	0126310	SAL	ILU KADEMI	06-01-0-314-031	900.00	65.82	0.00	72.00	450.00	0.00	312.18
02-26-093	0126311	SAL	SUPER NOVA CONSTRUCTION LLC	06-02-0-401-027, 031	800.00	106.46	0.00	108.00	450.00	0.00	135.54
02-26-094	0126312	SAL	ANTONIO DONALD SUPER NOVA CONSTRUCTION LLC	06-02-0-405-008	3,200.00	65.82	0.00	72.00	791.00	0.00	2,271.18
02-26-095	0126315	SAL	SUPER NOVA CONSTRUCTION LLC	06-03-0-241-010	1,000.00	40.64	0.00	72.00	450.00	0.00	437.36
02-26-096	0126320	SAL	LUMSDEN COX	07-01-0-115-069	2,610.10	44.50	0.00	65.25	643.52	0.00	1,856.83
02-26-097	0126330	SAL	CORBRY WHITTINGTON	17-00978	3,005.00	0.00	0.00	165.00	710.00	0.00	2,130.00
02-26-098	0725077	SAL	MARY MODDERMAN	02-09-0-212-028, 029	786.00	94.02	0.00	108.00	450.00	0.00	133.98
02-26-099	1026311	SAL	GLENN ROGERS	02-27-0-219-016	786.00	65.82	0.00	72.00	450.00	0.00	198.18
02-26-100	1025476	SAL	FALDA LLC	08-21-0-411-014	786.00	40.64	0.00	72.00	450.00	0.00	223.36
02-26-101	0126002	SAL	KARTEZ WATTS	01-02-0-202-003, 004	1,301.00	81.60	0.00	108.00	450.00	0.00	661.40
02-26-102	0126019	SAL	ROBERT WILLIAMS	01-23-0-401-029	826.00	57.92	0.00	65.25	450.00	0.00	252.83
02-26-103	0126041	SAL	ETHAN TAYLOR	01-24-0-406-053	1,000.00	78.09	0.00	72.00	450.00	0.00	399.91
02-26-104	0126059	SAL	GRYZMALA III	01-35-0-312-032	1,224.24	40.64	0.00	72.00	450.00	0.00	661.60
02-26-105	0126063	SAL	LANSDOWNE LLC	02-07-0-413-001	6,150.00	65.82	0.00	72.00	1,528.50	0.00	4,483.68
02-26-106	0126064	SAL	LANSDOWNE LLC	02-07-0-425-031	6,150.00	65.82	0.00	72.00	1,528.50	0.00	4,483.68
02-26-107	0126066	SAL	LANSDOWNE LLC	02-08-0-426-015	3,950.00	71.64	0.00	72.00	978.50	0.00	2,827.86
02-26-108	0126073	SAL	LANSDOWNE LLC	02-09-0-309-019	3,260.00	75.78	0.00	72.00	806.00	0.00	2,306.22
02-26-109	0126075	SAL	LANSDOWNE LLC	02-09-0-322-004, 008, 009, 010, 011, 039 NOW 02-09-0-322-045	7,850.00	269.02	0.00	252.00	1,953.50	0.00	5,375.48
02-26-110	0126076	SAL	LANSDOWNE LLC	02-09-0-325-015, 016	11,650.00	106.78	0.00	108.00	2,903.50	0.00	8,531.72
02-26-111	0126097	SAL	BLONDIES OF WASHINGTON PARK LLC	02-10-0-118-081	800.00	40.64	0.00	72.00	450.00	0.00	237.36
02-26-112	0126098	SAL	BLONDIES OF WASHINGTON PARK LLC	02-10-0-118-083, 084, 085	7,500.00	121.92	0.00	144.00	1,866.00	0.00	5,368.08
<i>Treasurer Check has been reduced and applied to refund for 1025158 by</i>											
02-26-113	0126105	SAL	NORMA VILLEDA	02-10-0-311-066	800.00	91.00	0.00	72.00	450.00	0.00	187.00
02-26-114	0126168	SAL	LANSDOWNE LLC	02-17-0-204-018	14,250.00	85.42	0.00	72.00	3,553.50	0.00	10,539.08
02-26-115	0126169	SAL	LANSDOWNE LLC	02-17-0-207-019, 020	6,150.00	81.28	0.00	108.00	1,528.50	0.00	4,432.22
02-26-116	0126170	SAL	LANSDOWNE LLC	02-17-0-210-009, 011	6,150.00	81.28	0.00	108.00	1,528.50	0.00	4,432.22
02-26-117	0126175	SAL	ROBERT SCOTT	02-17-0-407-014	915.00	65.82	0.00	72.00	450.00	0.00	327.18
02-26-118	0126192	SAL	ROBERT M BROOKS II	02-18-0-318-014	825.00	39.68	0.00	72.00	450.00	0.00	263.32
02-26-119	0126201	SAL	ANGELA MILES	02-19-0-100-088	850.00	53.97	0.00	72.00	450.00	0.00	274.03
02-26-120	0126216	SAL	SKATE CITY INC	02-19-0-403-034, 035, 036	1,000.00	97.27	0.00	128.00	450.00	0.00	324.73

St. Clair County Monthly Resolution List - February 2026

RES#	Account	Type	Account Name	Parcel#	Total Collected	County Clerk	Auctioneer	Recorder/ Sec of State	Agent	Misc/ Overpmt	Treasurer
02-26-121	0126225	SAL	ALPHONSO NEELY	02-20-0-110-021, 022	900.00	75.79	0.00	108.00	450.00	0.00	266.21
02-26-122	0126254	SAL	WILLIE MARIE JONES	02-26-0-215-029	800.00	131.16	0.00	72.00	450.00	0.00	146.84
02-26-123	0126275	SAL	LAILA SIRIO GHANNAM	02-29-0-400-001	10,100.00	242.08	0.00	72.00	2,516.00	0.00	7,269.92
02-26-124	0126281	SAL	RONALD E. MCCLOUD SR.	02-30-0-117-001	850.00	91.00	0.00	72.00	450.00	0.00	237.00
02-26-125	0126297	SAL	TBJ HOME IMPROVEMENT	02-32-0-205-024	875.72	31.00	0.00	72.00	450.00	0.00	322.72
02-26-126	0126326	SAL	ERMA MILLARD	10-01062	960.00	91.39	0.00	165.00	450.00	0.00	253.61
02-26-127	0325008Z	SAL	CITY OF CAHOKIA HEIGHTS	02-27-0-403-004, 005, 006, 012	786.00	16.32	0.00	164.00	450.00	0.00	155.68
02-26-128	0325009Z	SAL	CITY OF CAHOKIA HEIGHTS	02-27-0-403-015, 018	786.00	0.00	0.00	108.00	450.00	0.00	228.00
02-26-129	0325010Z	SAL	CITY OF CAHOKIA HEIGHTS	02-27-0-403-064, 066, 067	786.00	0.00	0.00	144.00	450.00	0.00	192.00
02-26-130	0325011Z	SAL	CITY OF CAHOKIA HEIGHTS	02-27-0-403-095	786.00	0.00	0.00	72.00	450.00	0.00	264.00
02-26-131	0325012Z	SAL	CITY OF CAHOKIA HEIGHTS	02-27-0-403-113	786.00	0.00	0.00	72.00	450.00	0.00	264.00
02-26-132	0325014Z	SAL	CITY OF CAHOKIA HEIGHTS	02-29-0-306-019, 020	786.00	106.46	0.00	108.00	450.00	0.00	121.54
02-26-133	0325013Z	SAL	CITY OF CAHOKIA HEIGHTS	02-27-0-403-114	786.00	0.00	0.00	72.00	450.00	0.00	264.00
02-26-134	0325015Z	SAL	CITY OF CAHOKIA HEIGHTS	01-35-0-311-022, 023	786.00	150.92	0.00	108.00	450.00	0.00	77.08
02-26-135	0825953	SAL	CITY OF CAHOKIA HEIGHTS	01-35-0-308-035	786.00	45.06	0.00	72.00	450.00	0.00	218.94
02-26-136	0924008Z	SAL	CITY OF CAHOKIA HEIGHTS	02-27-0-403-033 and 02-27-0-403-034 now 02-27-0-403-109	1,036.00	70.44	0.00	108.00	450.00	0.00	407.56
02-26-137	0924009Z	SAL	CITY OF CAHOKIA HEIGHTS	02-27-0-403-035 and 02-27-0-403-036 now 02-27-0-403-110	1,036.00	70.44	0.00	108.00	450.00	0.00	407.56
02-26-138	0924010Z	SAL	CITY OF CAHOKIA HEIGHTS	02-27-0-403-037 and 02-27-0-403-038 now 02-27-0-403-111	1,036.00	70.44	0.00	117.00	450.00	0.00	398.56
02-26-139	0924011Z	SAL	CITY OF CAHOKIA HEIGHTS	02-27-0-403-116	1,036.00	35.22	0.00	81.00	450.00	0.00	469.78
02-26-140	0925905	SAL	CITY OF CAHOKIA HEIGHTS	02-35-0-106-012	786.00	53.97	0.00	72.00	450.00	0.00	210.03
02-26-141	0925923	SAL	CITY OF CAHOKIA HEIGHTS	06-04-0-406-001	786.00	54.51	0.00	72.00	450.00	0.00	209.49
02-26-142	0925924	SAL	CITY OF CAHOKIA HEIGHTS	02-29-0-307-018	786.00	28.16	0.00	56.00	450.00	0.00	251.84
02-26-143	0925925	SAL	CITY OF CAHOKIA HEIGHTS	02-29-0-307-038	786.00	46.03	0.00	65.25	450.00	0.00	224.72
02-26-144	0925926	SAL	CITY OF CAHOKIA HEIGHTS	02-29-0-307-039	786.00	52.50	0.00	65.25	450.00	0.00	218.25
02-26-145	0925927	SAL	CITY OF CAHOKIA HEIGHTS	02-29-0-307-041	786.00	58.63	0.00	56.00	450.00	0.00	221.37
02-26-146	0925936	SAL	CITY OF CAHOKIA HEIGHTS	01-35-0-316-049	786.00	110.28	0.00	72.00	450.00	0.00	153.72
02-26-147	0925937	SAL	CITY OF CAHOKIA HEIGHTS	06-02-0-100-004	786.00	65.82	0.00	72.00	450.00	0.00	198.18
02-26-148	0925938	SAL	CITY OF CAHOKIA HEIGHTS	06-02-0-100-012	786.00	85.10	0.00	72.00	450.00	0.00	178.90
02-26-149	0925939	SAL	CITY OF CAHOKIA HEIGHTS	02-29-0-206-021	786.00	31.00	0.00	72.00	450.00	0.00	233.00
02-26-150	0925940	SAL	CITY OF CAHOKIA HEIGHTS	01-35-0-311-035	786.00	50.28	0.00	72.00	450.00	0.00	213.72

RES#	Account	Type	Account Name	Parcel#	Total Collected	County Clerk	Auctioneer	Recorder/ Sec of State	Agent	Misc Overpmt	Treasurer
02-26-151	0925941	SAL	CITY OF CAHOKIA HEIGHTS	01-35.0-317-086	786.00	56.18	0.00	72.00	450.00	0.00	207.82
02-26-152	0925942	SAL	CITY OF CAHOKIA HEIGHTS	01-35.0-317-088	786.00	91.00	0.00	72.00	450.00	0.00	173.00
02-26-153	0925943	SAL	CITY OF CAHOKIA HEIGHTS	06-02.0-100-026	786.00	141.36	0.00	72.00	450.00	0.00	122.64
02-26-154	0925944	SAL	CITY OF CAHOKIA HEIGHTS	06-02.0-100-041	786.00	91.00	0.00	72.00	450.00	0.00	173.00
02-26-155	1225003J	SAL	CITY OF CAHOKIA HEIGHTS	02-27.0-404-006	786.00	0.00	0.00	72.00	450.00	0.00	264.00
02-26-156	1225004J	SAL	CITY OF CAHOKIA HEIGHTS	02-27.0-404-009	786.00	0.00	0.00	180.00	450.00	0.00	156.00
02-26-157	201800396	DEF-REC	REGINALD WELCH & CAROL GUY	02-08.0-410-028	866.00	0.00	0.00	0.00	148.39	0.00	717.61
02-26-158	201801221	REC	DION GARRETT	02-26.0-127-037	7,777.67	68.00	0.00	72.00	1,112.89	0.00	6,524.78
02-26-159	201804191	DEF-REC	KENNETH BROWN & DERISSA DAVIS	02-09.0-400-011	2,318.00	0.00	0.00	0.00	620.41	0.00	1,697.59
02-26-160	201804371	DEF-REC	LESTER SMITH & FRANCINE COLEMAN	02-16.0-200-018	5,280.00	0.00	0.00	0.00	1,049.14	0.00	4,230.86
02-26-161	201900322	REC	JJE REAL ESTATE INV	01-35.0-311-006	5,268.05	68.00	0.00	72.00	1,043.97	0.00	4,084.08
02-26-162	201900841	REC	ROSANDA S SUGGS	02-16.0-302-069	1,768.63	68.00	0.00	72.00	555.94	0.00	1,072.69
02-26-163	201902449	REC	JJE REAL ESTATE INVESTMENT LLC	06-03.0-234-008	4,720.55	68.00	0.00	72.00	789.30	0.00	3,791.25
02-26-164	202101325	REC	DEMARIO CLEVELAND	02-19.0-209-153	6,878.77	124.18	0.00	72.00	1,377.38	0.00	5,305.21
02-26-165	202102240	REC	SHAWN L BINFORD	02-32.0-120-013	919.27	124.18	0.00	72.00	334.97	0.00	388.12
02-26-166	202102967	REC	LAWN APPEAL LLC	06-02.0-105-045	4,120.10	108.64	0.00	72.00	883.53	0.00	3,055.93
02-26-167	202190172	SUR	LLOYD WREN	10-00240	1,848.00	134.21	0.00	0.00	718.54	135.30	859.95
02-26-168	202190193	SUR	JESSIE HERRERA	11-00161	1,061.64	134.21	0.00	0.00	554.78	0.00	372.65
02-26-169	0126023	SAL	GEORGE DORTCH	01-23.0-402-027, 028	800.00	70.26	0.00	94.50	450.00	0.00	185.24
02-26-170	0126112	SAL	NISA FAYVAZ	02-15.0-110-007	800.00	85.10	0.00	72.00	450.00	0.00	192.90
02-26-171	0126134	SAL	KARINE JEAN FRANCOIS	02-16.0-202-029, 030, 031	2,479.99	180.46	0.00	112.00	611.00	0.00	1,576.53
02-26-172	0126208	SAL	NISA FAYVAZ	02-19.0-201-010	800.00	91.00	0.00	72.00	450.00	0.00	187.00
02-26-173	0126317	SAL	DAMEN WILLIAMS	06-03.0-402-008	850.00	56.18	0.00	72.00	450.00	0.00	271.82
02-26-174	0724226	SAL	MAJORNETTA ALEXANDER	02-27.0-415-016	786.00	109.53	0.00	72.00	450.00	0.00	154.47
02-26-175	1024281	SAL	MAJORNETTA ALEXANDER	02-27.0-415-014	786.00	53.75	0.00	72.00	450.00	0.00	210.25
02-26-176	1025477	SAL	LEE BROWN	08-21.0-415-018	786.00	0.00	0.00	72.00	450.00	0.00	264.00

RES# Account Type Account Name Parcel# Collected Total County Clerk Auctioneer Recorder/ Sec of State Agent Misc/ Overpmt Treasurer

Totals

\$360,268.48 \$15,668.94 \$0.00 \$16,797.50 \$113,005.21 \$135.30 \$214,661.53

Clerk Fees \$15,668.94

Recorder/Sec of State Fees \$16,797.50

Total to County \$247,127.97

Total to Treasurer reduced by refunds due of \$5,729.87

*Mosley*  
*Dracold*  
*Henry Helmsworth*  
*Samson*

*Marty Culp*  
*Patricia Culp*

Committee Members

# COUNTY BOARD EXTENSION REQUEST

PAYER: Cook, Billy T

Account No.: 202003064 Parcel I. D. No.: 06-11.0-210-013

Property Address: 102 LAZARCHEFF DR. CAHOKIA, IL 62206

## Property Description:

Is this property: Occupied? NO  
Rented or Leased? —  
Generating Income? —

## History of Account: (Payment dates and amounts)

Opened: 9/16/2024

Purchase Price: \$18,214.67

Total Paid to Account: \$5,435.00

Balance Due: \$12,799.67

Prospects for meeting Extended Payment Schedule: \_\_\_\_\_

PRIOR EXTENSIONS GRANTED? YES

Any local government support for an extension? \_\_\_\_\_

Has the Payer purchased other properties? \_\_\_\_\_

Evidence of short or long term owner? \_\_\_\_\_

Is Payer delinquent in paying other real estate taxes? NO

Has the Buyer ever not paid? NO

What has Payer done with property? (insurance, repairs, maintenance , etc?)  
\_\_\_\_\_

Has Payer attempted to secure private financing? \_\_\_\_\_ With: \_\_\_\_\_

Do economic conditions in the area warrant an extension? \_\_\_\_\_

Are there or were there other bidders for this property? \_\_\_\_\_

Other comments or reasons for the extension by the Trustee Committee:  
\_\_\_\_\_

# COUNTY BOARD EXTENSION REQUEST

PAYER: Suggs, Michael For Allen Middleton

Account No.: 201902860 Parcel I. D. No.: 07-07.0-201-133

Property Address: 2845 CAMP JACKSON RD. CAHOKIA, IL 62206

**Property Description:**

Is this property: Occupied? NO  
Rented or Leased? —  
Generating Income? —

**History of Account:** (Payment dates and amounts)

Opened: 8/24/2023  
Purchase Price: \$26,909.38  
Total Paid to Account: \$10,332.96  
Balance Due: \$16,671.42  
Prospects for meeting Extended Payment Schedule: \_\_\_\_\_

PRIOR EXTENSIONS GRANTED? YES

Any local government support for an extension? \_\_\_\_\_

Has the Payer purchased other properties? \_\_\_\_\_

Evidence of short or long term owner? \_\_\_\_\_

Is Payer delinquent in paying other real estate taxes? YES

Has the Buyer ever not paid? \_\_\_\_\_

What has Payer done with property? (insurance, repairs, maintenance, etc?)  
\_\_\_\_\_

Has Payer attempted to secure private financing? \_\_\_\_\_ With: \_\_\_\_\_

Do economic conditions in the area warrant an extension? \_\_\_\_\_

Are there or were there other bidders for this property? \_\_\_\_\_

Other comments or reasons for the extension by the Trustee Committee:  
\_\_\_\_\_



MARK A. KERN  
CHAIRMAN

# ST. CLAIR COUNTY BOARD

10 PUBLIC SQUARE, ROOM B-561, BELLEVILLE, ILLINOIS 62220-1623  
(618) 825-2203 • FAX: (618) 825-2740

District 5  
LONNIE MOSLEY  
VICE-CHAIRMAN

## BOARD MEMBERS

District 1  
ROBERT L. ALLEN, JR.

District 2  
GW SCOTT, JR.

District 3  
ROY MOSLEY, JR.

District 4  
HARRY HOLLINGSWORTH

District 6  
MARTY T. CRAWFORD

District 7  
COURTNEY D. MOORE

District 8  
STEVEN GOMRIC

District 9  
KEN EASTERLEY

District 10  
SCOTT GREENWALD

District 11  
KENNETH G. SHARKEY

District 12  
C. RICHARD VERNIER

District 13  
STEPHEN E. REEB

District 14  
BOB TRENTMAN

District 15  
JERRY J. DINGES

District 16  
CJ BARICEVIC

District 17  
SCOTT TIEMAN

District 18  
MICHAEL O'DONNELL

District 19  
PHIL HENNING

District 20  
ED COCKRELL

District 21  
ANDY BITTLE

District 22  
SUSAN GRUBERMAN

District 23  
JANA MOLL

District 24  
KEVIN DAWSON

District 25  
RICHIE MEILE

District 26  
ROBERT WILHELM

District 27  
MATT SMALLHEER

District 28  
JOHN COERS

February 11, 2026

Mark A. Kern, Chairman  
St. Clair County Board  
10 Public Square  
Belleville, Illinois 62220

Dear Chairman Kern:

The St. Clair County Board's Grants Committee submits the payroll and expense claims for the pay periods in **January, 2026**.

These claims involve the expenditure of programmatic and administrative funds associated with the Community Development Group, Workforce Development Group, and the Community Services Group.

These expenditures have been processed by the administrative staff of the St. Clair County Intergovernmental Grants Department. They have been reviewed and approved by the Grants Committee and are recommended for County Board approval by the Grants Committee.

Respectfully submitted,

Stephen Reeb, Chairman  
St. Clair County Board Grants Committee



**MONTHLY ACTIVITY REPORT**  
**January 2026 Stats Report**

**Kelly A. Wood, MD, MSPH**  
 President  
 St. Clair County Board of Health

**Myla Blandford,**  
**MPH, REHS, LEHP**  
 Executive Director  
 St. Clair County Health Department

Administrative/Fiscal

618.233.7703  
 618.222.1630 fax

Infectious Disease Prevention

**Communicable Disease**

618.233.6175  
 618.233.9356 fax

**Southwestern Illinois  
 HIV Care Connect**

618.825.4501  
 618.825.4585 fax

**Emergency Preparedness**

618.233.7703  
 618.233.9356 fax

Environmental Health

618.233.7769  
 618.236.0676 fax

Health Promotion & Wellness  
 Clinical Services & Systems

**Maternal-Child Health Programs**

618.233.6170  
 618.236.0831 fax

**Breast and Cervical Cancer**

618.233.7703  
 618.233.7713 fax

**Immunizations**

618.825-4500

Follow us on:

Facebook:  
 @SCC.HealthDepartment

Instagram  
 @stclaircountyhealth

Twitter:  
 @StClairHealth

ENVIRONMENTAL PROGRAMS	JAN	YTD 26	YTD 25
------------------------	-----	--------	--------

**ENVIRONMENTAL HEALTH**

**FOOD SERVICE PROGRAM**

Routine Inspection	167	167	162
Reinspection	19	19	35
Opening Inspections	3	3	3
Food Recalls	22	22	19
Foodborne Illness Investigations	2	2	0
Complaint Investigations	7	7	14
In-services	0	0	0
# of Participants	0	0	0
Consultations/Plan Reviews/Fires/Disasters	53	53	149

**NUISANCE/VECTOR/TANNING**

Complaint Investigations & Rechecks	0	0	0
Smoke Free IL Complaints	0	0	1
Smoke Free IL Citations	0	0	0
Consultations (Smoking, Tanning, Vector)	167	167	50
Tanning/Body Art Inspections & Rechecks	1	1	4
Vector Surveillance sites (May - October)	0	0	0

**POTABLE WATER PROGRAM**

Well Permits Issued	2	2	1
Well Inspections	1	1	0
Analysis Reviewed	0	0	0
Consultations	0	0	12

**PRIVATE SEWAGE PROGRAM**

Permits Issued	8	8	5
Sewage Consultations	71	71	50
Systems Inspected	6	6	2
Complaints, Investigations & Rechecks	3	3	0
Home Loan Inspections	0	0	0



**MONTHLY ACTIVITY REPORT**

**January 2026 Stats Report**

ENVIRONMENTAL PROGRAMS	JAN	YTD 26	YTD 25
------------------------	-----	--------	--------

**ENVIRONMENTAL PROTECTION and POLLUTION PREVENTION**

**LANDFILL PROGRAM**

Landfill, Compost, Open Dump Inspections, FUIs	6	6	6
New Open Dump Sites Closed	0	0	0
Complaint Investigations, Rechecks	0	0	5
Consultations	6	6	0

**POLLUTION PREVENTION PROGRAM**

Consultations/Presentations	0	0	0
Materials Distributed	0	0	0

**Kelly A. Wood, MD, MSPH**  
President  
St. Clair County Board of Health

**Myla Blandford,**  
**MPH, REHS, LEHP**  
Executive Director  
St. Clair County Health Department

**Administrative/Fiscal**

618.233.7703  
618.222.1630 fax

**Infectious Disease Prevention**

**Communicable Disease**

618.233.6175  
618.233.9356 fax

**Southwestern Illinois  
HIV Care Connect**

618.825.4501  
618.825.4585 fax

**Emergency Preparedness**

618.233.7703  
618.233.9356 fax

**Environmental Health**

618.233.7769  
618.236.0676 fax

**Health Promotion & Wellness**

**Clinical Services & Systems**

**Maternal-Child Health Programs**

618.233.6170  
618.236.0831 fax

**Breast and Cervical Cancer**

618.233.7703  
618.233.7713 fax

**Immunizations**

618.825-4500

**Follow us on:**

Facebook:  
**@SCC.HealthDepartment**

Instagram  
**@stclaircountyhealth**

Twitter:  
**@StClairHealth**



**MONTHLY ACTIVITY REPORT**  
**January 2026 Stats Report**

Kelly A. Wood, MD, MSPH  
 President  
 St. Clair County Board of Health

Myla Blandford,  
 MPH, REHS, LEHP  
 Executive Director  
 St. Clair County Health Department

Administrative/Fiscal

618.233.7703  
 618.222.1630 fax

Infectious Disease Prevention

Communicable Disease

618.233.6175  
 618.233.9356 fax

Southwestern Illinois  
 HIV Care Connect

618.825.4501  
 618.825.4585 fax

Emergency Preparedness

618.233.7703  
 618.233.9356 fax

Environmental Health

618.233.7769  
 618.236.0676 fax

Health Promotion & Wellness  
 Clinical Services & Systems

Maternal-Child Health Programs

618.233.6170  
 618.236.0831 fax

Breast and Cervical Cancer

618.233.7703  
 618.233.7713 fax

Immunizations

618.825-4500

Follow us on:

Facebook:  
 @SCC.HealthDepartment

Instagram  
 @stclaircountyhealth

Twitter:  
 @StClairHealth

INFECTIOUS DISEASE PREVENTION	JAN	YTD 26	YTD 25
-------------------------------	-----	--------	--------

**COMMUNICABLE DISEASE CASES**

Chlamydia	68	68	62
E-Coli	<10	<10	<10
Gonorrhea	21	21	17
Group A Streptococcal (Strep)	1	1	1
Hepatitis A	2	2	0
Hepatitis B	0	0	4
Hepatitis C	1	1	34
HIV+	<10	<10	<10
Influenza	6	6	11
Covid-19	4	4	0
Flu-like Symptoms ( <i>Specific</i> )	6	6	0
Meningitis (Bacterial)	0	0	0
MRSA	0	0	0
Pertussis	1	1	2
Salmonella	2	2	0
Syphilis	12	12	9

**TB CONTROL/TESTING**

Field Visits (Directly Observed Therapy)	0	0	0
Client Contacts (Directly Observed Therapy)	0	0	0
Video Observed Therapy	0	0	0
Client Served under Video Observed Therapy	0	0	0
Clients Served (by Physician)	30	30	8
Client Contacts (Clinic)	3	3	71
Chest X-Ray	0	0	0
Skin Tests	28	28	31
Positive Skin Tests	0	0	0
MTB Cases	0	0	0
Suspects	0	0	0



**MONTHLY ACTIVITY REPORT**

**January 2026 Stats Report**

**Kelly A. Wood, MD, MSPH**  
President  
St. Clair County Board of Health

**Myla Blandford,**  
**MPH, REHS, LEHP**  
Executive Director  
St. Clair County Health Department

Administrative/Fiscal

618.233.7703  
618.222.1630 fax

Infectious Disease Prevention

Communicable Disease

618.233.6175  
618.233.9356 fax

Southwestern Illinois  
HIV Care Connect

618.825.4501  
618.825.4585 fax

Emergency Preparedness

618.233.7703  
618.233.9356 fax

Environmental Health

618.233.7769  
618.236.0676 fax

Health Promotion & Wellness

Clinical Services & Systems

Maternal-Child Health Programs

618.233.6170  
618.236.0831 fax

Breast and Cervical Cancer

618.233.7703  
618.233.7713 fax

Immunizations

618.825-4500

**Follow us on:**

Facebook:  
**@SCC.HealthDepartment**

Instagram  
**@stclaircountyhealth**

Twitter:  
**@StClairHealth**

<b>INFECTIOUS DISEASE PREVENTION</b>	<b>JAN</b>	<b>YTD 26</b>	<b>YTD 25</b>
--------------------------------------	------------	---------------	---------------

**ILLNESS INVESTIGATIONS-CONSULTATIONS**

Off-site	0	0	0
Office	0	0	0
Phone	66	66	146
OOJ - Out of Jurisdiction	18	18	60
Documentation Sen-Physicians/ MSP Providers	0	0	0

**HIV/AIDS CARE REGION**

Starting Caseload	680	680	676
New Enrollments	8	8	6
Discharges	8	8	8
Jurisdictional Changes	0	0	0
Remaining/Current Caseload	680	680	674

**HIV PREVENTION - REGION**

HIV Tests Completed Total	1	1	22
HIV Tests Completed Total (Routine)	0	0	22
HIV Tests Completed Total (Risk Based)	1	1	0
HIV Tests Completed at SCCHD	1	1	22
New Positive Cases Identified	0	0	0
# Cases Linked to HIV Medical Care	0	0	0

**HIV DISEASE INTER. SERV. - REGION**

New Cases Opened through Surveillance	0	0	72
Individuals Notified	0	0	0
Linked to Medical Care	0	0	2
Already in care (May reflects to-date number)	0	0	13



**MONTHLY ACTIVITY REPORT**  
**January 2026 Stats Report**

**Kelly A. Wood, MD, MSPH**  
President  
St. Clair County Board of Health

**Myla Blandford,**  
MPH, REHS, LEHP  
Executive Director  
St. Clair County Health Department

**Administrative/Fiscal**

618.233.7703  
618.222.1630 fax

**Infectious Disease Prevention**

**Communicable Disease**

618.233.6175  
618.233.9356 fax

**Southwestern Illinois  
HIV Care Connect**

618.825.4501  
618.825.4585 fax

**Emergency Preparedness**

618.233.7703  
618.233.9356 fax

**Environmental Health**

618.233.7769  
618.236.0676 fax

**Health Promotion & Wellness**

**Clinical Services & Systems**

**Maternal-Child Health Programs**

618.233.6170  
618.236.0831 fax

**Breast and Cervical Cancer**

618.233.7703  
618.233.7713 fax

**Immunizations**

618.825-4500

**Follow us on:**

Facebook:  
**@SCC.HealthDepartment**  
Instagram  
**@stclaircountyhealth**  
Twitter:  
**@StClairHealth**

<b>EMERGENCY PREPAREDNESS &amp; CRI</b>	<b>JAN</b>	<b>YTD 26</b>	<b>YTD 25</b>
---	------------	---------------	---------------

**COMMUNITY COORDINATION**

External Conferences/Workshops/Trainings Attended	4	4	2
Community Partnership Meetings	7	7	3
Drills/Exercises	2	2	0
Internal (SCCHD)	0	0	0
External	2	2	0

**TRAINING**

SCCHD Personnel Trained	1	1	0
New Employee PHEP Orientation	1	1	2
Annual PHEP Employee Training	0	0	0
Incident Command System (ICS)	0	0	0
Point of Dispensing (POD)	0	0	0
<b>Other/Misc</b>	0	0	0
Community Partners Trained	3	3	0

**COMMUNITY HEALTH/OUTREACH**

Public Outreach/Presentations	3	3	0
Narcan Outreach Events	3	3	1
Narcan Trainings Provided	0	0	0
Attendance	0	0	0
Narcan Kits Distributed	40	40	50
Teddy Bear Clinic Workshops	0	0	1
Attendance	0	0	25
CPR Certifications	3	3	2
First Aid/Stop the Bleed (STB) Certifications	0	0	0

<b>EMERGENCY RESPONSE</b>
---------------------------

**INCIDENT/ASSISTANCE**

Active Public Health Emergency Declarations	0	0	0
Biowatch Actionable Result (BAR)	0	0	0
Special Events	0	0	0
Healthcare Coalition Activation (HOPE/STLHCC)	0	0	1
IPHMAS Request	0	0	0
SIREN Alerts	0	0	0



**MONTHLY ACTIVITY REPORT**

**January 2026 Stats Report**

EMERGENCY PREPAREDNESS & CRI	JAN	YTD 26	YTD 25
------------------------------	-----	--------	--------

***MATERIAL DISTRIBUTION***

Resource Requests	0	0	0
SNS/IPS (medication/testing supplies)	0	0	50
PPE/Resources	0	0	0

***ST CLAIR COUNTY AED PROGRAM***

Site Visits	0	0	0
Utilization Incidents	1	1	0
PAD-Pak Qualification	1	1	0
Forward Hearts Case Qualification	0	0	0
Forward Hearts Case Acceptance	0	0	0

**MRC (MEDICAL RESERVE CORPS)**

***VOLUNTEER MANAGEMENT***

Current # of Volunteers	54	0	120
New	0	0	0
Withdrawals	0	0	0
Recruitment Events	3	3	0
Attendance	3	3	0
Social Media Posts/ Mass Communication	2	2	0

***MRC TRAINING***

External Conferences/Workshops Attended	0	0	2
Community Partnership Meetings	5	5	2
Meetings/Workshops/Trainings Offered	0	0	8
Number of MRC Volunteers Trained	0	0	0
Drill/Exercises	0	0	0

***MRC INCIDENT/EVENT ASSISTANCE***

Non- Emergency Public Health Event	2	2	2
Emergency Response Incident/Assistance	0	0	0
MRC Unit Volunteer Hours Served	6	6	9

**Kelly A. Wood, MD, MSPH**  
President  
St. Clair County Board of Health

**Myla Blandford,**  
**MPH, REHS, LEHP**  
Executive Director  
St. Clair County Health Department

**Administrative/Fiscal**

618.233.7703  
618.222.1630 fax

**Infectious Disease Prevention**

**Communicable Disease**

618.233.6175  
618.233.9356 fax

**Southwestern Illinois  
HIV Care Connect**

618.825.4501  
618.825.4585 fax

**Emergency Preparedness**

618.233.7703  
618.233.9356 fax

**Environmental Health**

618.233.7769  
618.236.0676 fax

**Health Promotion & Wellness**

**Clinical Services & Systems**

**Maternal-Child Health Programs**

618.233.6170  
618.236.0831 fax

**Breast and Cervical Cancer**

618.233.7703  
618.233.7713 fax

**Immunizations**

618.825-4500

Follow us on:

Facebook:  
[@SCC.HealthDepartment](https://www.facebook.com/SCC.HealthDepartment)

Instagram  
[@stclaircountyhealth](https://www.instagram.com/stclaircountyhealth)

Twitter:  
[@StClairHealth](https://twitter.com/StClairHealth)





**ST. CLAIR COUNTY HEALTH DEPARTMENT**  
 19 Public Square, Suite 150 | Belleville, IL 62220  
 SCCHealthDept.com

**MONTHLY ACTIVITY REPORT**  
**January 2026 Stats Report**

Kelly A. Wood, MD, MSPH  
 President  
 St. Clair County Board of Health

Myla Blandford,  
 MPH, REHS, LEHP  
 Executive Director  
 St. Clair County Health Department

Administrative/Fiscal

618.233.7703  
 618.222.1630 fax

Infectious Disease Prevention

Communicable Disease

618.233.6175  
 618.233.9356 fax

Southwestern Illinois  
 HIV Care Connect

618.825.4501  
 618.825.4585 fax

Emergency Preparedness

618.233.7703  
 618.233.9356 fax

Environmental Health

618.233.7769  
 618.236.0676 fax

Health Promotion & Wellness  
 Clinical Services & Systems

Maternal-Child Health Programs

618.233.6170  
 618.236.0831 fax

Breast and Cervical Cancer

618.233.7703  
 618.233.7713 fax

Immunizations

618.825-4500

Follow us on:

Facebook:  
 @SCC.HealthDepartment

Instagram  
 @stclaircountyhealth

Twitter:  
 @StClairHealth

Health Promotion & Wellness/Clinical Services	JAN	YTD 26	YTD 25
---	-----	--------	--------

**Baby-ZZZ Safe Sleep Program**

Pack & Plays Distributed	6	6	n/a
Sleep Sacks Distributed	3	3	n/a

**BREAST & CERVICAL CANCER PROGRAM (BCCP)**

Enrollment	1	1	17
Clinically Navigated Insured	1	1	2
Clients with High Deductible	0	0	2
Younger Symptomatic Referrals	0	0	1
Referrals/Treatment Act	0	0	1
Cancer within BCCP	0	0	0
Cancer outside BCCP	0	0	1

**BREASTFEEDING PEER COUNSELOR PRGM (BFPC)**

Current Caseload	397	397	378
BF Cases (new)	3	3	3
Pregnant Cases (new)	21	21	23

**DIAPER DEPOT**

Diaper's Distributed	1,751	1,751	4,025
----------------------	-------	-------	-------

**HEALTHY HOMES LEAD POISONING PREVENTION PROGRAM (HHLPPS)**

Current Caseload	42	42	32
New Cases	12	12	9
Closed Cases	11	11	6
Prevention Education	43	43	30
Home Visits/Evaluations	3	3	1
Contacts	50	50	30

**IMMUNIZATIONS**

VFC Immunizations	52	52	47
317/Bridge Immunizations	5	5	6
Private Pay Immunizations	21	21	13
Travel Vaccines	1	1	n/a
VAP Immunizations	1	1	n/a



**MONTHLY ACTIVITY REPORT**

**January 2026 Stats Report**

<b>Health Promotion &amp; Wellness/Clinical Services</b>	<b>JAN</b>	<b>YTD 26</b>	<b>YTD 25</b>
--	------------	---------------	---------------

**SCREENINGS**

Lead testing - Children	30	30	41
Lead testing - Prenatal	13	13	11
Perinatal Depression Screening	60	60	188
Respiratory testing (COVID-19, Flu A&B)	2	2	87
Genetics Screenings	0	0	115

**WOMEN, INFANTS, & CHILDREN (WIC)**

Assigned Caseload	1,960	1,960	2,059
Clients Picking Up Food Instruments	1,526	1,526	1,550
Achievement Percentage	80	80	74
Clients Certified	174	174	315
Nutrition Education Attendance	382	382	461

**YOUTHCARE**

Current Caseload	342	342	435
New Case Enrollment	13	13	11
Cases Closed/Transferred	13	13	35
Administrative Case Reviews done	51	51	61

**PHS COMMUNITY OUTREACH**

Health/Resource Fairs/Community Events	1	1	0
Total engaged at table/booth	200	200	0
Presentations Given	0	0	1
Total Attendance	0	0	40
Meetings/Conferences/Workshop Contacts	1	1	2
Face to Face Contacts	50	50	63
Total Residential Sharps Containers	47	47	n/a
Sharps Containers Collected	22	22	n/a
Sharps Containers Given Out	46	46	n/a
Total Gun Locks Distributed	51	51	n/a

**CLINICAL SERVICES**

Total Physicals	0	0	8
Physical - Child	0	0	3
Physical - Adult	0	0	5
STI Screenings	8	8	6
Fluoride Varnish	31	31	n/a

**See Infectious Disease for TB stats**

**Kelly A. Wood, MD, MSPH**  
President  
St. Clair County Board of Health

**Myla Blandford,**  
**MPH, REHS, LEHP**  
Executive Director  
St. Clair County Health Department

**Administrative/Fiscal**

618.233.7703  
618.222.1630 fax

**Infectious Disease Prevention**

**Communicable Disease**

618.233.6175  
618.233.9356 fax

**Southwestern Illinois  
HIV Care Connect**

618.825.4501  
618.825.4585 fax

**Emergency Preparedness**

618.233.7703  
618.233.9356 fax

**Environmental Health**

618.233.7769  
618.236.0676 fax

**Health Promotion & Wellness  
Clinical Services & Systems**

**Maternal-Child Health Programs**

618.233.6170  
618.236.0831 fax

**Breast and Cervical Cancer**

618.233.7703  
618.233.7713 fax

**Immunizations**

618.825-4500

**Follow us on:**

Facebook:  
**@SCC.HealthDepartment**

Instagram  
**@stclaircountyhealth**

Twitter:  
**@StClairHealth**





**ST. CLAIR COUNTY HEALTH DEPARTMENT**  
 19 Public Square, Suite 150 | Belleville, IL 62220  
 SCCHealthDept.com

**MONTHLY ACTIVITY REPORT**  
**January 2026 Stats Report**

**Kelly A. Wood, MD, MSPH**  
 President  
 St. Clair County Board of Health

**Myla Blandford,**  
**MPH, REHS, LEHP**  
 Executive Director  
 St. Clair County Health Department

Administrative/Fiscal

618.233.7703  
 618.222.1630 fax

Infectious Disease Prevention

**Communicable Disease**

618.233.6175  
 618.233.9356 fax

**Southwestern Illinois  
 HIV Care Connect**

618.825.4501  
 618.825.4585 fax

**Emergency Preparedness**

618.233.7703  
 618.233.9356 fax

Environmental Health

618.233.7769  
 618.236.0676 fax

Health Promotion & Wellness  
 Clinical Services & Systems

**Maternal-Child Health Programs**

618.233.6170  
 618.236.0831 fax

**Breast and Cervical Cancer**

618.233.7703  
 618.233.7713 fax

**Immunizations**

618.825-4500

Follow us on:

Facebook:  
**@SCC.HealthDepartment**  
 Instagram  
**@stclaircountyhealth**  
 Twitter:  
**@StClairHealth**

ADMINISTRATION	JAN	YTD 26	YTD 25
----------------	-----	--------	--------

**PROMOTION**

Press releases (SCCHD/IDPH)

2	2	0
---	---	---

**SOCIAL MEDIA**

**Instagram ~ New Likes and follows**

23	23	19
----	----	----

Instagram Views

195	0	0
-----	---	---

Instagram Reach

210	210	n/a
-----	-----	-----

Instagram Content Interactions

4	4	n/a
---	---	-----

Instagram Links Clicked

8	8	n/a
---	---	-----

Number of Instagram posts

16	16	n/a
----	----	-----

**Twitter Impressions per month**

16	16	n/a
----	----	-----

**Facebook\***

Followers - Lifetime 7/2/2021 - Current Month

10,022	10,022	9,863
--------	--------	-------

Net New Facebook Follows per month

24	24	36
----	----	----

Number of FB Posts

16	16	15
----	----	----

Facebook Page and Profile Visits

1,101	1,101	752
-------	-------	-----

Views per month

71,150	71,150	22,281
--------	--------	--------

Viewers

24,784	24,784	5,400
--------	--------	-------

Content Interactions

325	325	225
-----	-----	-----

Links Clicked

715	715	3
-----	-----	---

**NOTE: Twitter Analytics have changed and are not available as they previously were.**

**\*Meta is changing and updating Insights. Some data is not available.**



IOC Accounting Line Details

Fund	Agency	Organization	Appropriation	Object	Amount	Appropriation Name
0188	492	27	44910055	4491	\$926,687.60	DISBURSE CNTY/MASS TRANS SALES

Payment Voucher Description

Line	Text
1	IL DEPT. OF REVENUE AUTHORIZED THIS PAYMENT ON 02/06/2026
2	COUNTY .25 % SHARE OF SALES TAX
3	LIAB MO: NOV. 2025 COLL MO: DEC. 2025 VCHR MO: FEB. 2026
4	?S PHONE: 217 785-6518 EMAIL: REV.LOCALTAX@ILLINOIS.GOV
61	COUNTY .25 % SHARE OF SALES TAX

Click [here](#) for assistance with this screen.

EMPLOYMENT

PRIVACY POLICY

IDENTITY PROTECTION POLICY

COMPTROLLER PPB

EXECUTIVE INSPECTOR GENERAL

FOIA

CONTACT US

© 2026 ILLINOIS COMPTROLLER'S OFFICE. ALL RIGHTS RESERVED

UPDATED 2/11/26 AT 7:47 PM

IOC Accounting Line Details

Fund	Agency	Organization	Appropriation	Object	Amount	Appropriation Name
0189	492	27	44910055	4491	\$301,233.64	DISTRIBUTE MUNI/CNTY SALES TAX

Payment Voucher Description

Line	Text
1	IL DEPT. OF REVENUE AUTHORIZED THIS PAYMENT ON 02/06/2026
2	COUNTY 1 % SHARE OF SALES TAX
3	LIAB MO: NOV. 2025 COLL MO: DEC. 2025 VCHR MO: FEB. 2026
4	?’S PHONE: 217 785-6518 EMAIL: REV.LOCALTAX@ILLINOIS.GOV
61	COUNTY 1 % SHARE OF SALES TAX

Click [here](#) for assistance with this screen.

EMPLOYMENT

PRIVACY POLICY

IDENTITY PROTECTION POLICY

COMPTROLLER PPB

EXECUTIVE INSPECTOR GENERAL

FOIA

CONTACT US

© 2026 ILLINOIS COMPTROLLER'S OFFICE. ALL RIGHTS RESERVED

UPDATED 2/11/26 AT 7:47 PM